

AstroEcon Financial Astrology and Technical Analysis

On line continuously since January of 1996

~~~~~

Lessons originally published by Robert Hitt for the AstroEcon website  
Copyright 1997

[Back to the AstroEcon main menu](#)

## **Basic Astro Training for Traders**

Revised and copyrighted by Robert Hitt 10/6/2000

Welcome to basic training. In the last few years publishing AstroEcon I have had some difficulty getting some important points across because YOU the reader don't have a clue as to what I am talking about. This basic training course is being seriously upgraded as of October 2000. What was a good course is going to be a GREAT one. I hope to produce a companion CD ROM version of these lessons with even more graphics including animations of planetary movements which will bring the story alive. This project will be completed in the months ahead. Revised lessons will be noted by a new copyright date as they are released.

~~~

The first thing necessary for anyone to learn about the subject is to know what a horoscope is. Most layman don't have a clue and think of astrology as the 12 signs of the zodiac column in the daily newspaper. Astrology is far from that. No wonder 90% of the public thinks astrologers are practicing a form of voodoo. In fact astrology is as complex in some ways as medicine or nuclear physics and is not easy to learn quickly. Hundreds of factors are present in an individual horoscope map. Every single symbol and number on the circle has rich meaning which will be lost on anyone not at least knowing something about what the parts represent. The goal of these lessons is NOT to take you engage you in graduate degree course in astrology but to make it possible for you to read astrological material, communicate with an astrologer, and to be able to make your own judgment as to how to apply what you have been able to learn in your life and trading. Learning enough to satisfy this basic level of knowledge is NOT DIFFICULT but it does take effort. In fact it is something everyone needs to know so it may as well be now. Hopefully one day soon, after unfounded prejudice is eradicated by understanding, learning basic

astrology will be part of a normal person's education.

Benefits of learning basic astrology include:

Avoiding repetitive personal mistakes.

Resolving guilt over past mistakes.

Knowing that a tough time in your life is happening for a good reason and has a beginning and an end.

Removing prejudice about others who are made up of the same ingredients as yourself even if they are arranged differently.

Being able to learn from history.

Improving relationships with spouses and children.

Last and not least is **AVOIDING DANGEROUS TIMES** for investment and other decision making.

Here is an example of what a horoscope map really looks like. [BILL CLINTON](#). Confused? Don't worry about it. You wont be soon.

A thorough knowledge of what is on that circular map is the first step we will take in the first 5 lessons. The early lessons will include delving into what each planet represents and what we should expect when it is featured in the sky. The planets position in the field of stars relative to the earth is called the planets Zodiac sign. think of this as the "color" of the energy that reaches the inhabitants of mother earth. This zodiac position in the solar system is the **ROLE** that each planet acts out within the dance of life in the horoscope. A planet's relationship relative to the spinning of the earth every 24 hours is related to the house position, or department of life the, which is the setting of the role played. The geometric angles that each planet has to the other planets is the **RELATIONSHIP** between the actors in the horoscope. everyone is made of the same "stuff" Everyone also is 100% unique. No one else has your exact horoscope. In fact the horoscope is a **MAP** of your universe. without being able to meet read the map you are in fact lost in this universe.

GOAL # ONE is to have a basic understanding of your own horoscope map. After that is accomplished the principles come alive and can be more easily applied to trading or other uses. Lessons 6 through 11 will apply more to trading and decision making.

Beginner series.

[Lesson 1 The wheel](#)

[Lesson 2 The Zodiac](#)

[Lesson 3 The Planets](#)

Lesson 4 Planets in Signs

Lesson 5 The Aspects

Lessons that apply more to trading

Lesson 6 Putting Astro to use in a personal chart

Lesson 6B Putting Astro to use for market prediction

Lesson 7 Complex Aspect Patterns

Lesson 8 Draw your own Chart

Lesson 9 Planetary Combinations

Lesson 10 Explaining the Intraday Signals

Lesson 11 Midpoint combinations

Questions please ask. Your questions make it easier to refine these lessons. [Email me!](#)

Online since December 1995

www.astroecon.com

“Not only WHEN but WHY”

Produced by Robert Hitt, professional astrologer and financial market analyst

About Financial Astrology

In 1975 I began to test the thesis that applied financial astrology can provide an edge to investors through mastery of the psychological component of investment behavior. Named “animal spirits” by the British economist John Maynard Keynes, market psychology often has little to do with supply/demand fundamentals that constitute the mainstay of the current MBA generation’s investment process. Even with technical analysis, which aims to take a stab at market psychology, there are few methods that can identify exact periods of potential trend change and propose the event catalysts through astrological symbolism, generally months in advance.^[1] Financial astrology has improved my understanding of market psychology and has often given subscribers a considerable edge in making profitable trading decisions.

No tool – whether fundamental, technical, or astrological – works consistently well all the time. Nor is financial astrology suited to be a standalone market analysis tool – it’s only one of many factors in the markets. Even if one accepted the purely astrological premise that all events are astrologically influenced – a market analyst would need to calculate the horoscopes not only for every trader, but also for every company, exchange, country, and major political figure in the world to come anywhere close to a precise astrological forecast. Not only is this type of analysis not possible with the fastest supercomputers, but the marginal benefits from this exercise do not exceed the marginal costs. Analysis of general astrological influences affecting the world at large, named “mundane astrology,” is combined

with other factors which impact primary U.S. market exchanges and on occasion major political leaders and events. Together these combine the bulk of the principal astrological factors that impact financial markets on a daily basis.

Weekly Commentary

Starting in August 2001 only weekly commentary will be posted due to an acceptance of a very good job.

Astrological influences both of short and long term duration are analyzed every week.

I incorporate technical analysis to generate both short and intermediate term outlooks for the U.S. equity market. Technical methods rely primarily on price support/resistance, trend lines, and Elliott Wave analysis. Alternative wave counts are always provided and outlooks include guidelines that confirm or invalidate the preferred scenario.

Each week's commentary includes a summary of long-term planetary influences (such as aspects made by slow-moving planets which can last for several months), short-term influences (often triggered by the fast-moving moon or other smaller planets), and a reference listing of exact times of planetary aspects including intraday periods when planetary location may impact trading behavior on a specific U.S. exchange. A specific commentary on a particular day may predict the market's reaction to a major economic report (e.g., non-farm payroll, PPI/CPI) based on the report's coincidental timing with known astrological aspects. Another might focus on whether a speech by Alan Greenspan might jolt market psychology by making a surprise statement. How eclipses or other significant planetary alignments may trigger geopolitical events are also considered. The weekend commentary summarizes the prior week's trading action and takes a look ahead based on long-term astrological events.

Additional Services

RJ Hitt / Montco Services, the operator of www.astroecon.com, is a dynamic entity, seeking to best serve the needs of its subscribers. The following custom research enables subscribers the opportunity to apply astrological tools to specific personal situations where astrological influences are most closely felt. Astrology is a powerful tool not only for improving one's financial situation but for personal mastery and soul improvement. The clap of a Zen master's hands reminds pupils that there is no tomorrow – only the NOW. Why wait?

Custom Horoscope Report: “Trader Know Thyself”

One's own horoscope is perhaps the most potent tool for improving investment performance. Every professional trader knows that trading psychology is the most important and by far the most difficult piece of the trading puzzle to master. Evidence abounds that perfectly good trading signals are often botched because either the signals are not taken or are overridden by the trader. Custom research, based on an individual horoscope, historical transits and a recent track record, can help isolate timing influences that are both beneficial and detrimental to trading performance. This is a great tool for any trader to identify room for improvement in the entire trading approach.

Custom Locational Report: “Where should I Trade?”

A recent trend in astrology is recognition that the native's current location, not birthplace, is the primary factor for establishing the placement of astrological houses. Divided into twelve “houses” or divisions of the zodiac, the astrological house system is used to predict in what realm of human existence will planetary influences manifest. As an example, planetary positions relating to the second house (associated with possessions and money) provide clues to which type of activity may produce wealth. Note that a person writing a book will improve chances for financial success with strong Mercury placements and aspects to the second house as Mercury rules writing and communications. The search for new living locations which alter house placement to meet specific goals – not just financial matters but all realms of human activity – is a great way to improve one's astrological odds of personal success.

Custom Locational Report: “ASTRO MAGIC. How to maximize the

influence of the Solar return BIRTHDAY HOROSCOPE?”

Every year the Sun returns to the exact degree of the time of birth. This moment is a map of tendencies for the entire year. By relocating your physical presence for that day you can have exercise free will by modifying the effect of this year long influence. Taking a vacation to the exact spot on the earth that maximizes the positive influences for the year to come can have dramatic results. TAKE FATE INTO YOUR OWN HANDS. This is a truly exciting concept that will become a very sought after service in the future as astrology becomes mature as an accepted fact of every day life.

Custom Partner Report: “With whom should I Work?”

Most often one doesn't get to choose the boss – but everyone has some say in selecting business partners and employees. Both the tools of synastry and composite charts can help identify in advance potential disruptive and beneficial business relationships. Applied to an existing set of individuals, these tools can help with difficult situations by indicating what battles should be fought and when they should take place – and which situations require retreat. Synastry creates one chart by stacking two individual horoscopes and examines the combined angles of both sets of planets to make relationship assessments. Composite charts create one chart by mathematically averaging both native's planetary positions on the zodiac which creates one set of 'composite' planets. Assessments are then made based on angular and other patterns. Whether one is looking for a trading assistant, business partner, or significant other, partner reports can help avoid challenging personnel situations by identifying them in advance.

About Robert Hitt

Since 1975, Robert has researched the impact of astrological influences on US stock market behavior. An important contribution to financial astrology is his pioneering work in the application of midpoint astrological aspects to long term financial and economic cycles which portended the rolling series of financial dislocations beginning with the Asian crisis in 1997.

The AstroEcon website, started by Mr. Hitt in 1995, was one of the first financial astrology site on the

world wide web. It is now considered by many as the best site for students of this art / science to learn to apply astrological principles into a realistic trading plan.

[Back to the main AstroEcon menu](#) Or hit the back button for the previous page

AstroEcon Financial Astrology and Technical Analysis

On line continuously since January of 1996

~~~~~

Lessons originally published by Robert Hitt for the AstroEcon website  
Copyright 1997

[Back to the AstroEcon main menu](#)

## **Basic Astro Training for Traders**

Revised and copyrighted by Robert Hitt 10/6/2000

Welcome to basic training. In the last few years publishing AstroEcon I have had some difficulty getting some important points across because YOU the reader don't have a clue as to what I am talking about. This basic training course is being seriously upgraded as of October 2000. What was a good course is going to be a GREAT one. I hope to produce a companion CD ROM version of these lessons with even more graphics including animations of planetary movements which will bring the story alive. This project will be completed in the months ahead. Revised lessons will be noted by a new copyright date as they are released.

~~~

The first thing necessary for anyone to learn about the subject is to know what a horoscope is. Most layman don't have a clue and think of astrology as the 12 signs of the zodiac column in the daily new paper. Astrology is far from that. No wonder 90% of the public thinks astrologers are practicing a form of voodoo. In fact astrology is as complex in some ways as medicine or nuclear physics and is not easy to learn quickly. Hundreds of factors are present in an individual horoscope map. Every single symbol and number on the circle has rich meaning which will be lost on anyone not at least knowing something about what the parts represent. The goal of these lessons is NOT to take you engage you in graduate degree course in astrology but to make it possible for you to read astrological material, communicate with an astrologer, and to be able to make your own judgment as to how to apply what you have been able to learn in your life and trading. Learning enough to satisfy this basic level of knowledge is NOT DIFFICULT but it does take effort. In fact it is something everyone needs to know so it may as well be now. Hopefully one day soon, after unfounded prejudice is eradicated by understanding, learning basic

astrology will be part of a normal person's education.

Benefits of learning basic astrology include:

Avoiding repetitive personal mistakes.

Resolving guilt over past mistakes.

Knowing that a tough time in your life is happening for a good reason and has a beginning and an end.

Removing prejudice about others who are made up of the same ingredients as yourself even if they are arranged differently.

Being able to learn from history.

Improving relationships with spouses and children.

Last and not least is AVOIDING DANGEROUS TIMES for investment and other decision making.

Here is an example of what a horoscope map really looks like. [BILL CLINTON](#). Confused? Don't worry about it. You wont be soon.

A thorough knowledge of what is on that circular map is the first step we will take in the first 5 lessons. The early lessons will include delving into what each planet represents and what we should expect when it is featured in the sky. The planets position in the field of stars relative to the earth is called the planets Zodiac sign. think of this as the "color" of the energy that reaches the inhabitants of mother earth. This zodiac position in the solar system is the ROLE that each planet acts out within the dance of life in the horoscope. A planet's relationship relative to the spinning of the earth every 24 hours is related to the house position, or department of life the, which is the setting of the role played. The geometric angles that each planet has to the other planets is the RELATIONSHIP between the actors in the horoscope. everyone is made of the same "stuff" Everyone also is 100% unique. No one else has your exact horoscope. In fact the horoscope is a MAP of your universe. without being able to meet read the map you are in fact lost in this universe.

GOAL # ONE is to have a basic understanding of your own horoscope map. After that is accomplished the principles come alive and can be more easily applied to trading or other uses. Lessons 6 through 11 will apply more to trading and decision making.

[Lesson 1 The wheel](#)

[Lesson 2 The Zodiac](#)

[Lesson 3 The Planets](#)

[Lesson 4 Planets in Signs](#)

[Lesson 5 The Aspects](#)

[Lesson 6 Putting Astro to use](#)

[Lesson 7 Complex Aspect Patterns](#)

[Lesson 8 Draw your own Chart](#)

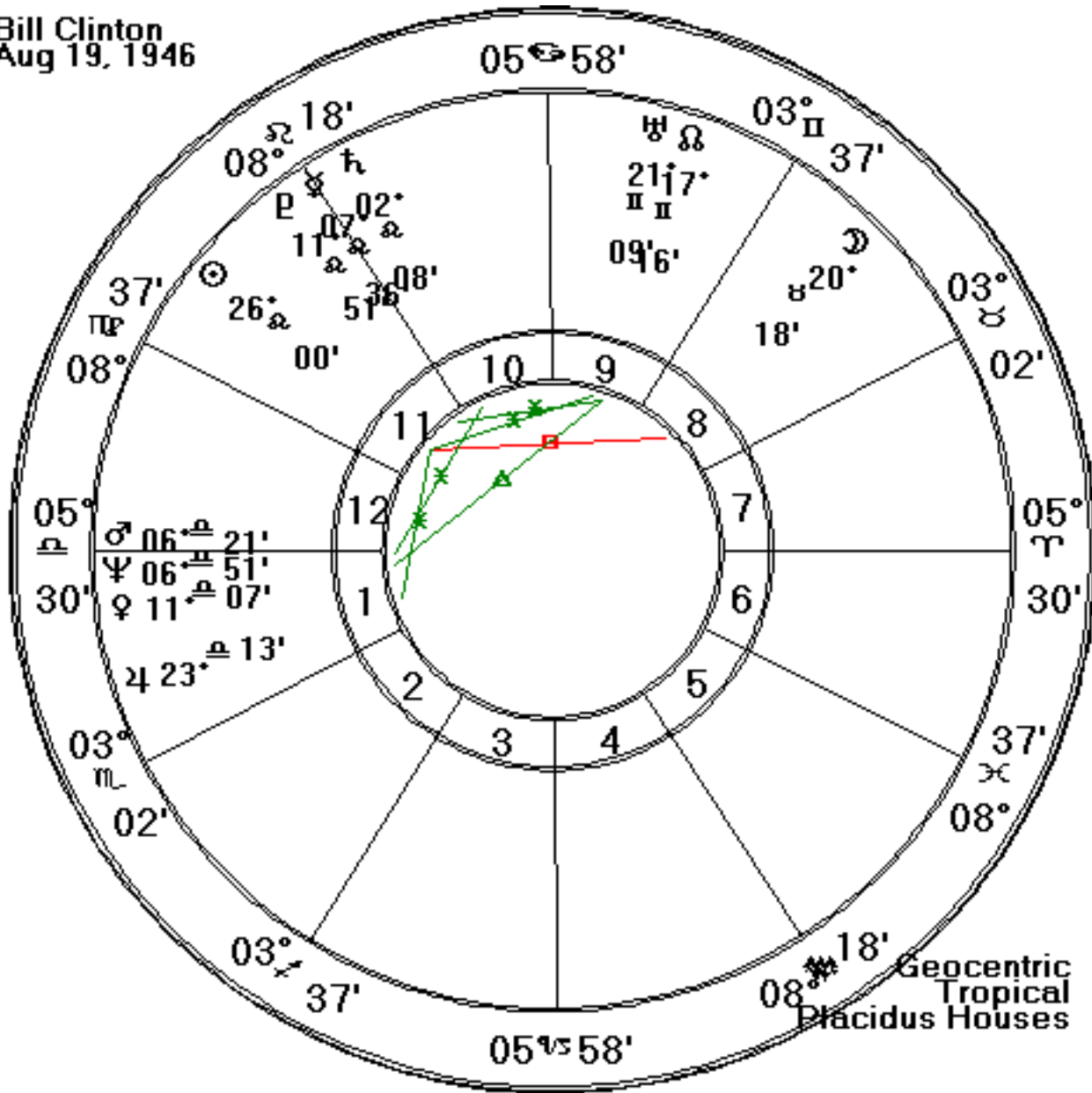
[Lesson 9 Planetary Combinations](#)

[Lesson 10 Explaining the Intraday Signals](#)

[Lesson 11 Midpoint combinations](#)

Questions please ask. Your questions make it easier to refine these lessons. [Email me!](#)

Bill Clinton
Aug 19, 1946



©1996 Melvin Sofman, Big Rapids, MI

Margaret Moore

AstroEcon

Financial Astrology

and Technical Analysis

On line continuously since January of 1996

~~~~~

Lessons originally published by Robert Hitt for the AstroEcon website  
Copyright 1997

[Back to the AstroEcon main menu](#)

## **Lesson 1 the Wheel**

Revised and copyrighted by Robert Hitt 10/6/2000

Assume you know absolutely nothing about astrology. In fact you will probably find that knowing nothing is an advantage because you will not have to relearn any misconceptions.

[The first thing to know is that the circle itself represents your point on the earth. The place you were born is at the TOP of the inner circle. Please excuse my art work. Imagine you the moment you were born you were to face south and look up to where the Sun will be at noon that day. That is the \*\*Midheaven or called by another term, the "noon mark"\*\*. The far right side of the circle is the \*\*ascendant\*\* where the sun was or will be at dawn. The ascendant is also known as the rising sign. The far left of the man is the \*\*descendant\*\* where the sun was or will be at sunset. Straight down and right through the earth is the \*\*Nadir\*\*. Got IT?](#) The circle represents the position of the earth relative to a LOCATION and a TIME. This is one reason an astrologer needs to know the exact time and place of birth. If you don't know the time and place you cannot know what the rising sign was at the time of your birth. You also will not know the setting of each of the planets within your birth chart.

Now get up and go outside and look at the Midheaven in your present location. That's right, straight up. If it is about noon the sun will be near where you are looking. Now look east where the sun rises every morning. Yep that is the ascendant. Now west. That is the descendant. There that was not so hard right? This basic understanding of what you are looking at is light years ahead of most people' understanding of astrology already.

[Now look at the chart again](#) and note the time of day on the upper left corner. It is 9:30 AM. Where

would the sun be at 9:30 AM on November 7th Yep about halfway up from where it rises to where it will be at noon. The Moon (crescent symbol) on this map is still below the horizon at 9:30 AM on 11/7/1997 and will not rise where it can be seen for several hours. When the Moon does hit the ascendant the Sun will have moved up to just beyond the Midheaven. Every planet will move in a 360 degree rotation in a 24 hour period.

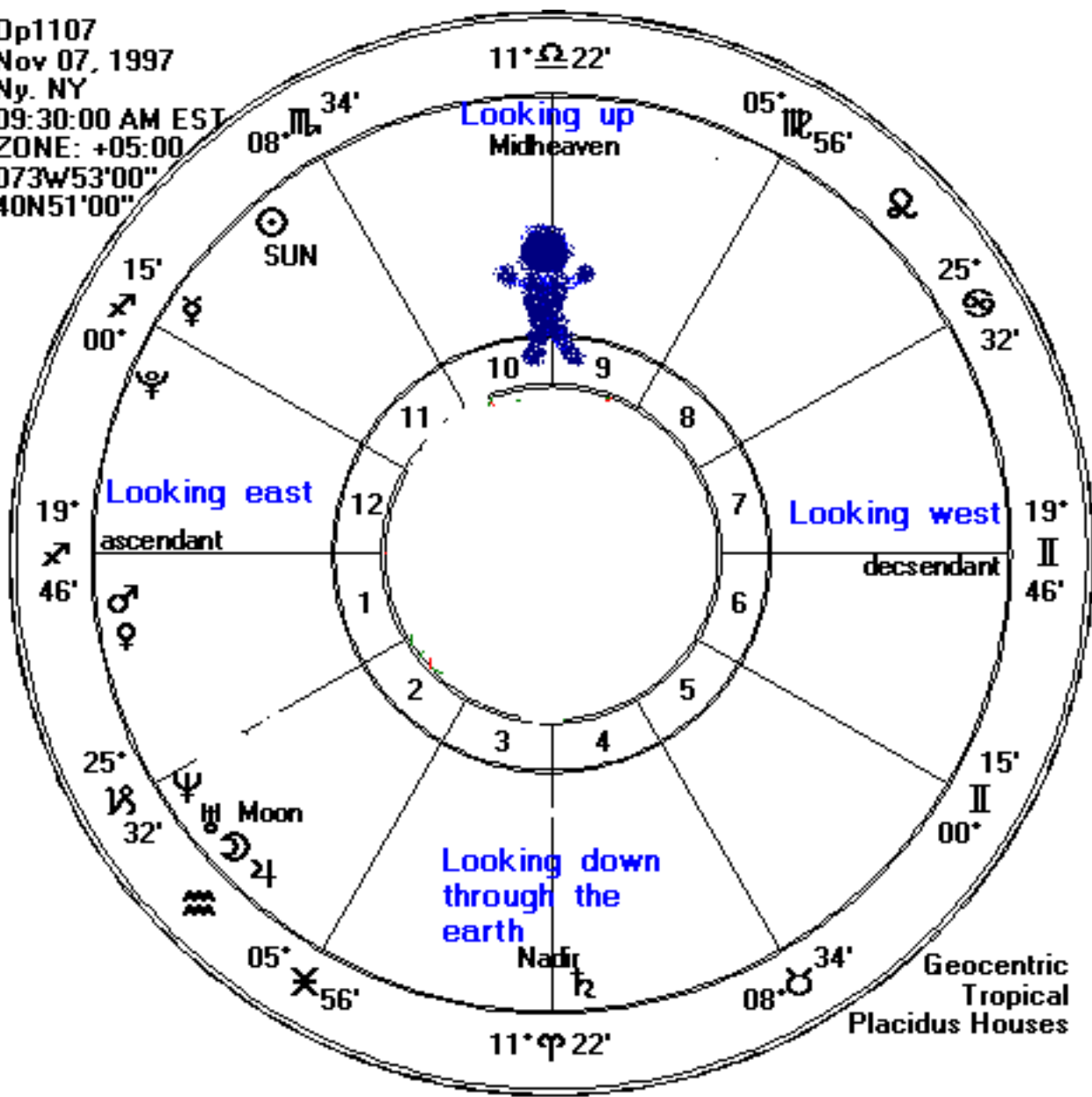
If you were located somewhere else on the earth from where the little man on the chart is, east and west, up and down would be the same to you but the location of the the Sun and Moon is relative to your horizons would be different even though it is exactly the same moment in time. This is the reason us astrologers are such sticklers about not only **when** an event or birth happens but also **where**.

It is vitally important to know what these round maps represent. It is a map of the position of all the planets including the rotation of the earth at that specific moment in time and location on the earth. It is a snapshot of the universe at that moment.

**A HOROSCOPE IS A FROZEN MOMENT OF TIME.**

**Questions? please ask. [Email me!](#)**

Op1107  
Nov 07, 1997  
Ny, NY  
09:30:00 AM EST  
ZONE: +05:00  
073W53'00"  
40N51'00"



+1336 Hahn Software Big Rapids, MI

Standard wheel

# **AstroEcon**

## **Financial Astrology**

### **and Technical Analysis**

*On line continuously since January of 1996*

~~~~~

Lessons published by Robert Hitt for the AstroEcon website
Copyright 1997

[Back to the AstroEcon main menu](#)

Lesson 2 The Zodiac

Now that you have an understanding of what the circle map represents we can deal with what the heck is meant by Zodiac signs. [The multi colored outer ring on the chart represents the STATIC ring containing stars that make up the zodiac.](#) That circle of space is divided up into 12 parts, or so called Zodiac signs, each having its own character you can think of as a color. Remember the Zodiac signs ultimately determine the "role" played by any planet located in that part of space. I purposely did not put any planets into the above picture so you would concentrate on the fact that the ring of stars rotates around the earth just the same way the Sun, Moon and planets do. Every Zodiac sign and every degree of the field of stars will pass over the midheaven, the descendant, the nadir and ascendant once every 24 hour day. The stars positions are essentially fixed around the solar system and do not change position relative to it the way a planet does however. The chart in the above example has rays coming out of the center of the map that delineate the "houses" pointing out from the earth. These rays which determine the houses are not equal in size and are not necessarily 30 degrees wide. This quirk is due to the fact that in the northern or southern hemisphere on earth away from the equator the Sun hits the Midheaven (at the noon mark) at different times of the day during the different seasons of the year.

The Zodiac signs are sectors of space with the field of stars in them. Zodiac signs are always 30 degrees of arc in size adding up to the 360 degrees of the 12 Zodiac signs. DO NOT mistake the Zodiac signs for the stars themselves. Stars do move albeit very slowly. Zodiac signs do not move they are fixed sectors in space.

A graphic example

[If you went outside at 9:30 AM eastern standard time in New York city on 11/7/1997](#) and looked up to the Midheaven the stars of Libra would be overhead. If you looked at the western horizon where the sun will set that day the stars of Gemini would be located there. As the earth rotates the ring of stars goes around full circle once every 24 hours due to the earth's rotation.

I am sure you have heard the term "rising sign". That defines the stars that were on YOUR ascendant at the exact TIME and LOCATION of your birth. [A person born on 11/7/1997 at 9:30 AM EST in NYC](#) will have the section of space called Sagittarius on the eastern horizon where the sun rose and thus will have Sagittarius rising on his or her birth chart map.

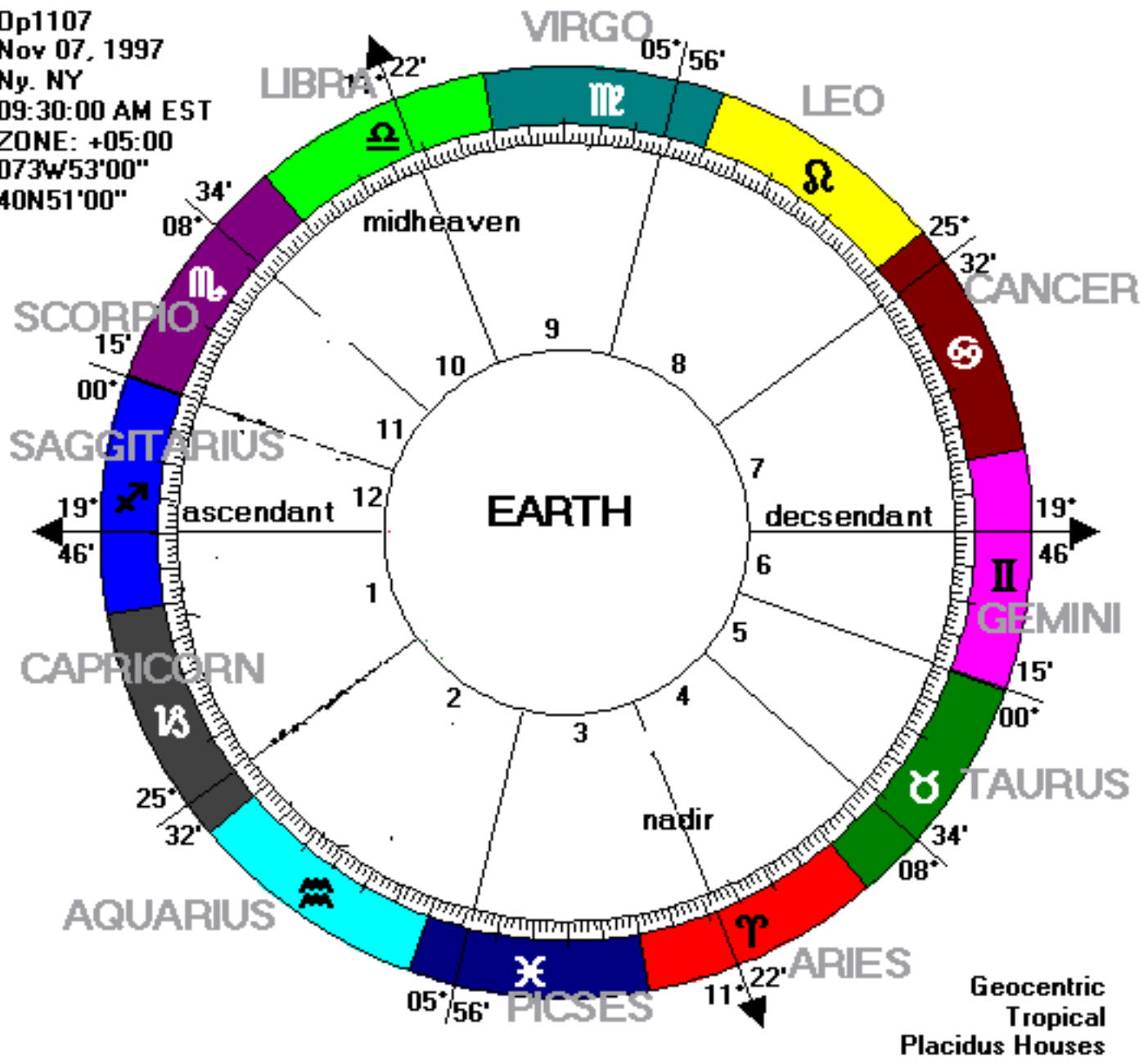
Next we will deal with the [numbers 1 through 12 on the inner area on the circle](#). This area labeling the "houses" is less useful to market timers but is very useful in reading personal horoscopes. We may as well go over the issue one more time so there will be no confusion as to what the 12 houses are. The house position determines the SETTING that a planet (actor) will play in his role (Zodiac sign).

Each house has to do with a distinct department of life. In this particular chart the 3rd house cusp (divider) is pointing to the Zodiac sign of Pisces. Because the 3rd house setting has to do with such things as routine thinking and communication, short journeys, and siblings, the sign of Pisces colors that department of life in an individual born at that time and place to have a tendency to have an artistic way of communication. It may also have a confusing influence on relationships with siblings due to the nature of the roles played out in Pisces. Another example is the 10th house setting of career is pointing to Libra in this example which is the sign of balance. This person may be attracted to a career in law, marriage counseling, or may be more comfortable in a partnership relationship in business than going it alone.

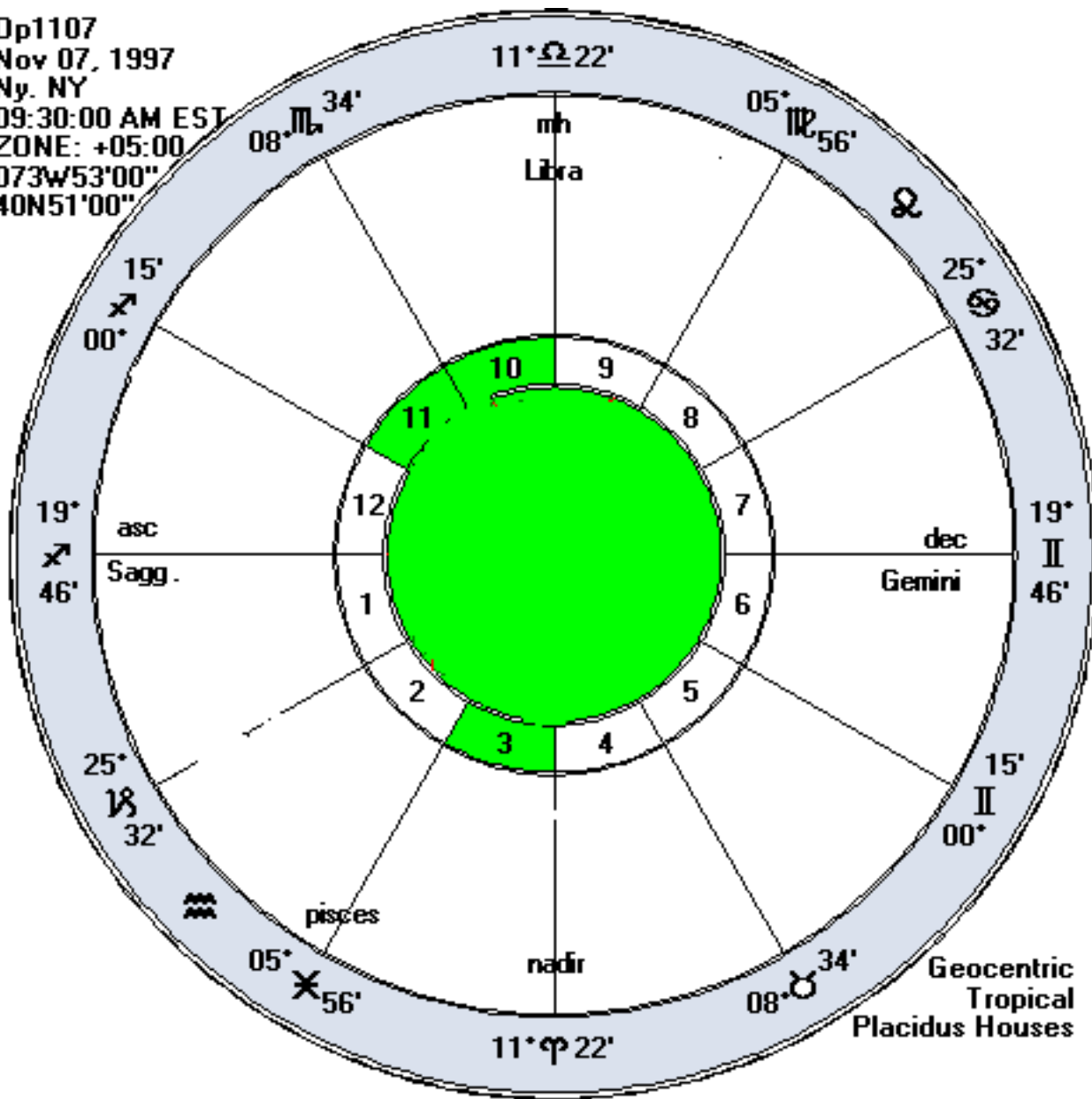
Once you get to the point that you can look at your own birth chart you will want to know all about the houses and how the placement of planets in houses make you as individual as you are. The placement of planets in the houses is strictly due to the time and location of a persons birth time so it is very individual. If you would like to see your own horoscope map there are several places on the net that offer free birth charts and calculation programs. Later in the lesson series we will do a sample horoscope and you will be able to do yours.

Questions? please ask. [Email me!](#)

Op1107
Nov 07, 1997
Ny, NY
09:30:00 AM EST
ZONE: +05:00
073W53'00"
40N51'00"



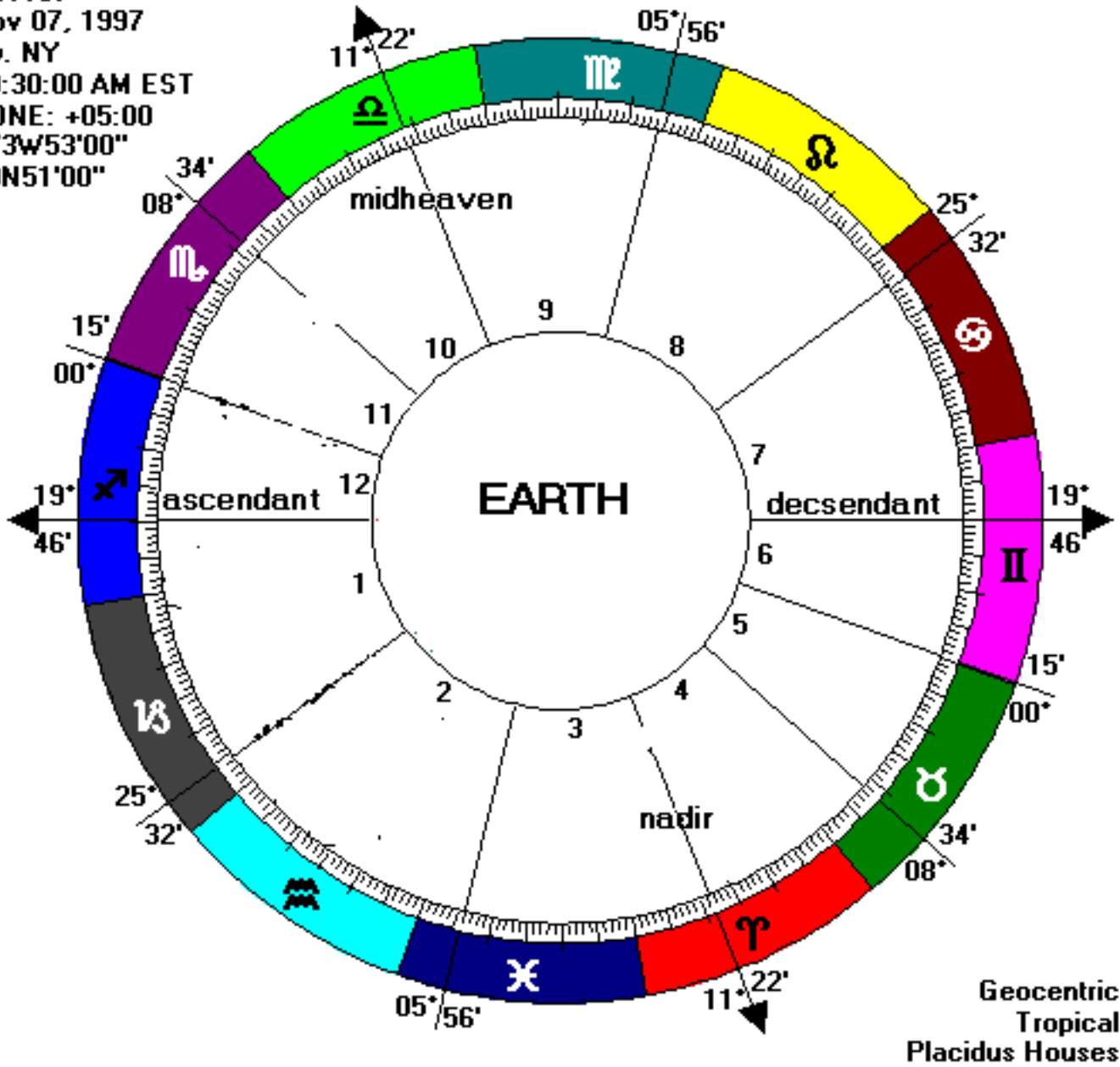
Op1107
Nov 07, 1997
Ny, NY
09:30:00 AM EST
ZONE: +05:00
073W53'00"
40N51'00"



©1996 Helios Software, Big Rapids, MI

Standard wheel

Op1107
Nov 07, 1997
Ny. NY
09:30:00 AM EST
ZONE: +05:00
073W53'00"
40N51'00"



©1996 Helios Software, Big Rapids, MI

Zodiac Ring

AstroEcon

Financial Astrology

and Technical Analysis

On line continuously since January of 1996

~~~~~

Lessons originally published by Robert Hitt for the AstroEcon website  
Copyright 1997

[Back to the AstroEcon main menu](#)

## **Lesson 3 The Planets**

Revised and copyrighted by Robert Hitt 10/6/2000

Now we come to the real fun part, the planets. [Each planet once it has the role and setting determined is like a celestial organ within our personal being.](#) Take a look at this [chart](#) and memorize each symbol. It is MUCH easier to memorize these symbols if you DRAW them. **Go No further, DO IT now.** One of the fun parts of knowing astrology is being able to write shorthand for various planetary combinations using these symbols.

**Each planet has a meaning and a principle behind it. The planets represent different inner functions or internal organs of the spiritual human. Of any concept that you can know this is the most important.**

The **Sun** is the ego, point of view, the will to be.

The **Moon** is the subconscious, the mood, a gut feeling. The moon reflects the Sun and has to do with self image.

**Mercury** is the rational mind. Communication. The thinking and talking process.

**Venus** is higher emotions as opposed to more subconscious feelings. It is a person's attractiveness.

**Mars** is the aggressiveness, courage, or ability to act.

**Jupiter** is the principle of wisdom and indulgence.

**Saturn** is caution, planning and fear.

**Uranus** is the intuition and higher mental facilities.

**Neptune** is the principle of empathy and delusive beliefs.

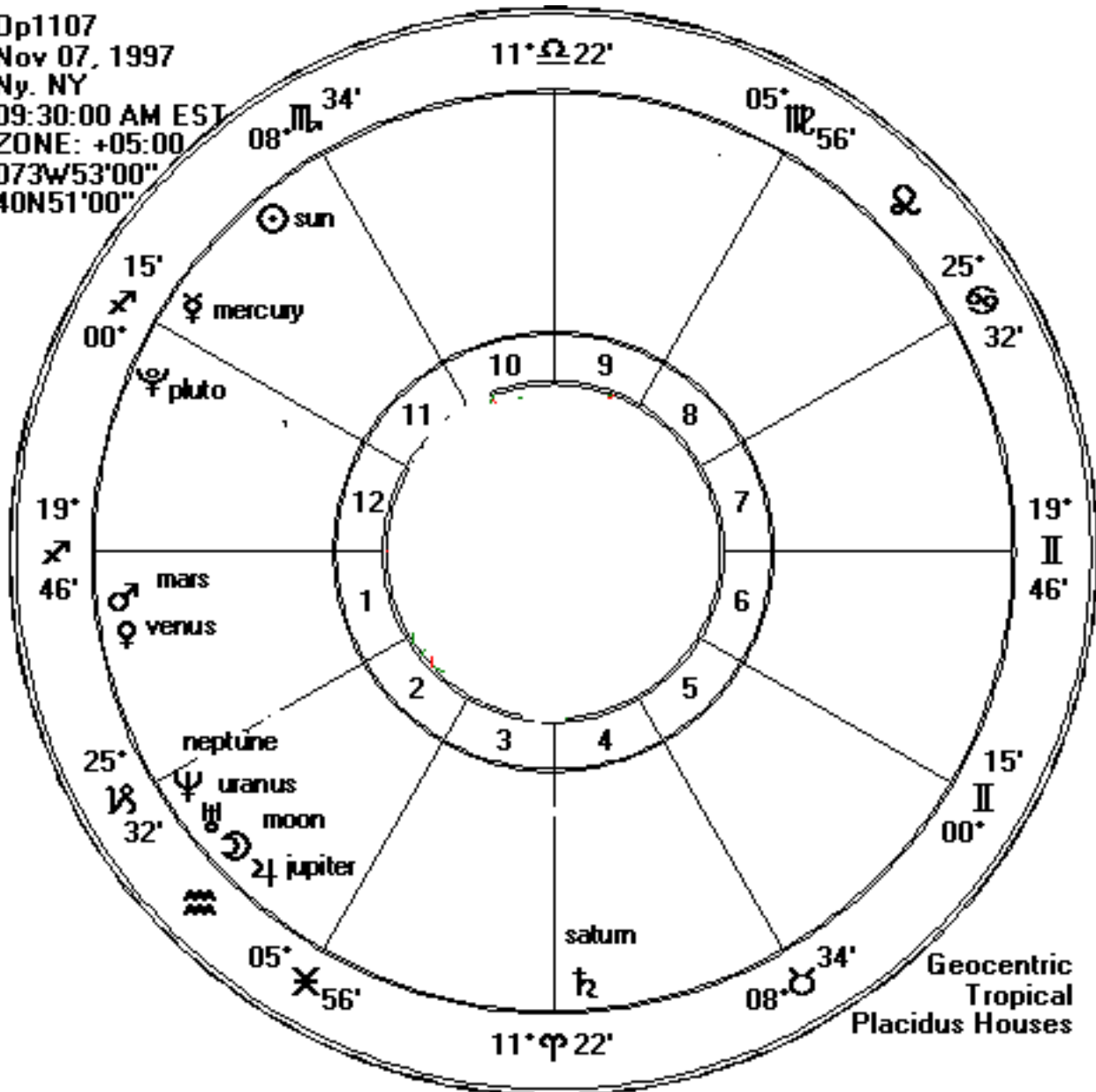
**Pluto** is regeneration and sexual functions.

It is only necessary at this time to get a general idea of the planets meanings. There are many texts available with very detailed discussion of each planet for further study. Suffice to say after almost 30 years I still learn about the nature of each planets every day. For our purposes at the moment it is only necessary to have a basic concept that each planet has individual qualities and to know in general terms what they are.

Print out this [Astro Symbols Key](#)

Questions? please ask. [Email me!](#)










Op1107  
Nov 07, 1997  
Ny, NY  
09:30:00 AM EST  
ZONE: +05:00  
073W53'00"  
40N51'00"



Geocentric  
Tropical  
Placidus Houses

+1336 Hahn Software Dig Rapids, MI

Standard wheel

 SUN	POWER-EGO-WILL-POINT OF VIEW
 MOON	MOOD-FEELINGS-SUBCONCIOUS-MEMORY-HABITS
 MERCURY	RATIONAL MIND-COMMUNICATION- LOGIC
 VENUS	ATTRACTION-MONEY-VALUES-HIGHER EMOTIONS
 MARS	INITIATIVE-AGGRESSION-WAR-STRUGGLE-COURAGE
 JUPITER	PROSPERITY-WISDOM-EXPANSION-OPTIMISM-OVERINDULGENCE
 SATURN	FEAR-RESTRICTION-DISCIPLINE-AMBITION-CONTRACTION
 URANUS	TRANSFORMATION-INTUITION-SUDDEN CHANGE-GENIUS
 NEPTUNE	IMAGINATION-DELUSION-SACRIFICE-INSPIRATION-CHAOS
 PLUTO	REGENERATION-SEX-POLITICS-MASS SOCIAL CHANGE-ENDINGS
	WHEN THE PLANETS ARE IN A "SIGN" IT IS IN A SECTION OF SPACE THAT TENDS TO CHANGE OR COLOR THAT PLANETS EXPRESSION OF IT'S BASIC PRINCIPALS.



# ***AstroEcon***

## ***Financial Astrology***

### ***and Technical Analysis***

*On line continuously since January of 1996*

~~~~~

Lessons originally published by Robert Hitt for the AstroEcon website
Copyright 1997

[Back to the AstroEcon main menu](#)

Lesson 4 Planets in Zodiac Signs

Revised and copyrighted by Robert Hitt 10/6/2000

Now that we know that each planet has its own quality we can begin to delve into how each zodiac position colors the planets ROLE. [As we saw in lesson 2 the Zodiac signs are really sections of space with stars in them.](#) I don't know and don't care if the qualities of the signs are directly related to the stars themselves or to some other mechanism. All I know for sure is these 30 degree sections of space we call the Zodiac do color the planets in certain "hues" as far as the energy of the planet is as expressed in it's role in the dance of inner life.

You really should take the time to memorize the symbols for each sign. Your mind will remember the symbols if you DRAW them. C'mon It's FUN.

Now that we have a basic idea what the planets mean we can start interpreting what a planet located in a sign would mean. It is a little like chemistry. For example a Sun (point of view) in the sign of Virgo (analysis) would cause that person to look at the world as a problem to be solved. A Mercury (rational mind) position in Scorpio (secrecy) would make a person want to solve mysteries. A Venus (love) position in Sagittarius (adventure) would incline a person to want to travel. A Moon (subconscious) position in Libra (partnerships) would incline a person to want and need companionship. A Mars (aggressiveness) position in Capricorn (Ambition) would incline a person to work very hard to achieve goals.

SEE HOW THIS WORKS!!!!

There are certain **KEY WORDS** which help unlock the meaning behind each sign and what role a planet

might play when located there. .

Aries Initiative, Activity, Enterprise **I AM**

Taurus Values, Determination, Practicality **I HAVE**

Gemini Versatility, Mentality, Versatility **I THINK**

Cancer Domesticity, Sensitivity, Tenacity **I FEEL**

Leo Vitality, Power, Authority **I WILL**

Virgo Discrimination, Analysis, Practicality **I ANALYZE**

Libra Companionship, Balance, Harmony **I BALANCE**

Scorpio Regeneration, Resourcefulness, Secrecy. **I DESIRE**

Sagittarius Aspiration, Love of freedom, Exploration **I PERCEIVE**

Capricorn Ambition, Conservatism, Organization **I USE**

Aquarius Humanitarianism, Independence, Originality **I KNOW**

Pisces. Compassion, Renunciation, Universality **I BELIEVE**

Questions? please ask. [Email me!](#)

AstroEcon

Financial Astrology

and Technical Analysis

On line continuously since January of 1996

~~~~~

Lessons originally published by Robert Hitt for the AstroEcon website  
Copyright 1997

[Back to the AstroEcon main menu](#)

## **Lesson 5 Aspects between Planets**

Revised and copyrighted by Robert Hitt 10/6/2000

Now we can deal with the ASPECTS which are angles between planets. The angular relationship between 2 planets determines how easy or hard it is for the 2 actors in the play of inner life to work together. THIS IS the most important principle we will work with as far as effects to stock market behavior. Planets make these angles to each other in regular cycles and the exact time they will be at specific angles to each other is easily known in advance. Believe me, when certain planets line up at specific angles to each other the markets react to it. On a personal level all of us have inner conflict and harmony which these aspects delineate. The understanding of aspects is in fact the "meat" of astrological knowledge which means that it is an area of study that needs the most effort to grasp.

---

First the [HARD aspects](#).

The hard aspects are derived by dividing the circle by 2 or 4. The actual angles of these hard aspects are:

0 degrees which is the conjunction.

90 degrees which is the separating square

180 degrees which is the opposition.

270 degrees which is the applying square

Most computer generated astrology charts have a center area where the aspects between planets are color coded. In the [Clinton birth chart you can see the RED line](#) between Sun and Moon is a square aspect.

The hard aspects come in "flavors" and have differing effects depending on the angle.

The 90 degree and the 270 degree **SQUARES** are the most difficult of the hard aspects. The stress between the "actors" in the map reflects an inability of the 2 planets to work together without a constant conscious effort. This stress orientated relationship causes a repeating mistake. The mistake is often a blindside error and is most likely internal rather than caused by an outside event or person.

The 180 degree **OPPOSITION** is also a stress aspect but not to as great a degree as the square. An opposition between compatible planets can actually be not to bad an aspect. For instance Mars and Jupiter are not a bad combination as long as the impulsiveness of Mars does not push Jupiter's luck. Conscious effort produces better results with oppositions than with squares. negative effects of an opposition tend to work out through other people. An example is a Mercury opposition to Mars which creates an very argumentative person.

The 0 degree **CONJUNCTION** is a blending of the two planets into one lump. If the planets are compatible this is not a problem. If the planets are not compatible this can be every bit as stressful as a square. For instance Mars and Saturn in conjunction is not a great combination. Either Mars or Saturn will debilitate the other depending on the sign and setting the conjunction is in. Either cruelty or a lack of strength is indicated. Venus and the Moon are very compatible and do not present much problem since they are at least somewhat complementary. By itself Venus Moon conjunctions would tend to be clingy and sentimental but would not be expressed as a negative in most people. Conscious effort is still required to use the energy of a conjunction properly.

Now the **SOFT aspects.**

This aspect series is arrived at by dividing the circle by 3 or 6.

In some combinations a 0 degree conjunction can be considered a soft aspect

60 degrees is called a Sextile

120 degrees is called a Trine

Soft aspects are **VERY** significant in an individual persons horoscope because they indicate where natural talent is located. For instance a soft aspect between the Sun and Jupiter in a natal chart indicates a person who has an honest and generous attitude which tends to bring them good luck. Astrologers who believe in past lives say that soft aspects indicate good karma or talents developed before this life. In the case of a Sun Jupiter soft aspect a person's past life deeds warrants good luck in this present life.

Soft aspects seem to have less consistent application market movement in that they don't tend to make the majority of traders goof up and take the wrong side of a trend. Especially when soft aspects are linked together an up trending market is common. For instance in an up trending market supported by soft aspect bulls tend to stand pat from inertia and the bears who are smart wait patiently for a more obvious opportunity to sell. Soft aspects tend to create **INERTIA** and **STABILITY**.

The **SEXTILE** is a 60 degree angle from one planet to another. This seems to be the best of the soft aspects because there is an assist without an extreme amount of inertia as is often seen with the trine.

Compatible planets in sextile are more positive than the sum of the two when taken separately. Even "negative" planets can work together in a sextile to produce positive results. For instance a Mars Saturn sextile tend to make a person able to work to an extreme without any fatigue.

The **TRINE** is a 120 degree angle between planets that could be considered to be too much of a good thing. This aspect lacks the vitality needed to make the most of the two planets. Maybe we could consider a trine prone to making the actors in the play of inner life talented but lazy bums. Hey everyone needs a trine or two to balance stress but in some cases too many can make a person prone to seek the easy way out. I have seen many a non violent criminal with an excess of trines.

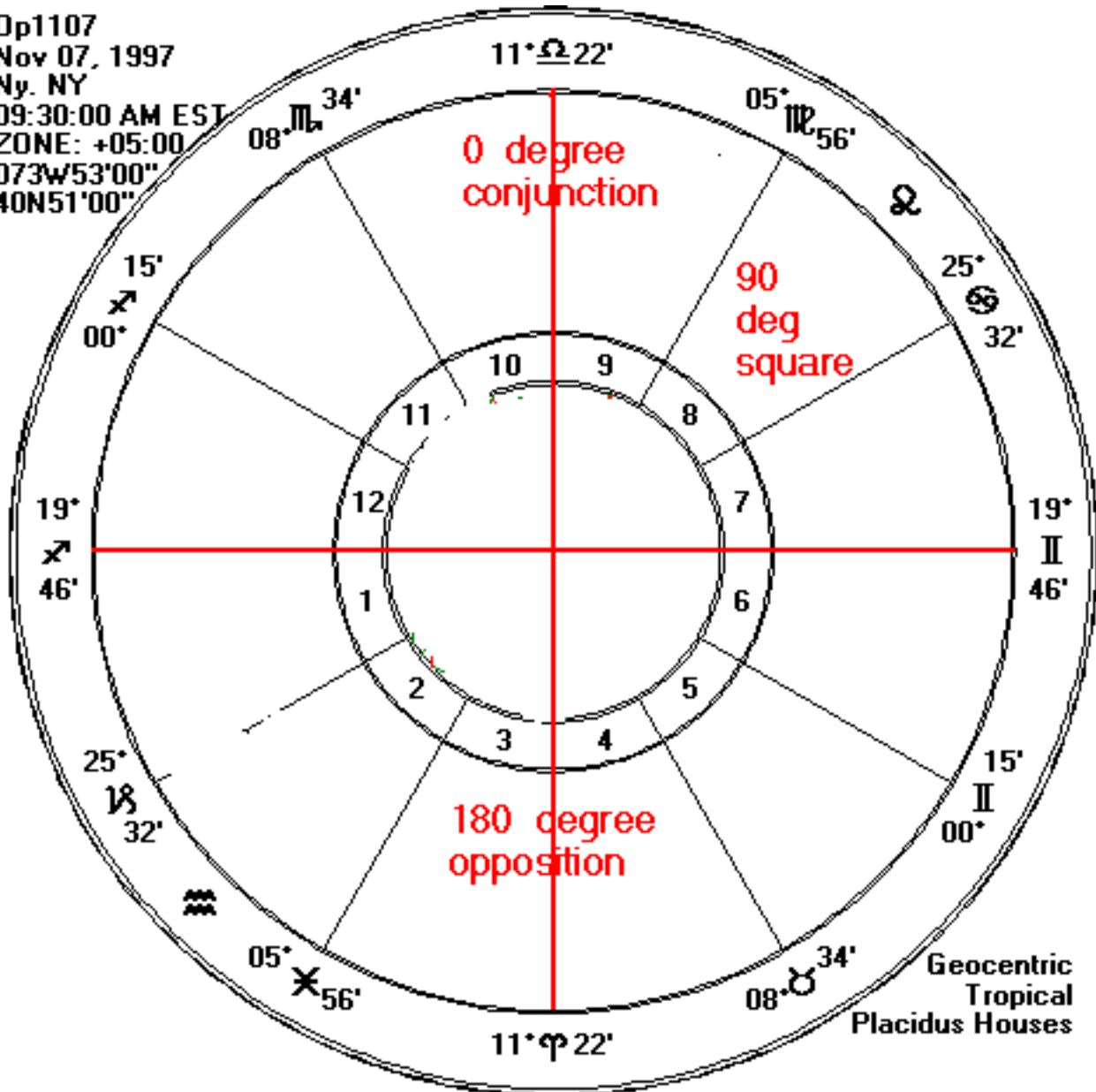
The market seems to want to change trends on hard aspects and rarely does so on trines. I have seen some big moves on days when too many trines are present lead to an extreme high or low AFTER usually just before a market turning square takes charge. It is as if whatever is occurring as the trine aspect becomes exact becomes ingrained in the pattern and it can make for a fragile situation as it separates and the stress aspect comes along to disrupt the peace. Trines are a continuation and not a turning point indication.

In this [example chart](#) you can see the lines indicating a Square Sextile and Trine on a chart. In recap squares are interference patterns between the planets. oppositions are not as stressful and can in some cases work positively. Sextiles are ease of energy flow between the planets and trines are inertia.

## [Aspects Symbols Key](#)

Questions? please ask. [Email me!](#)

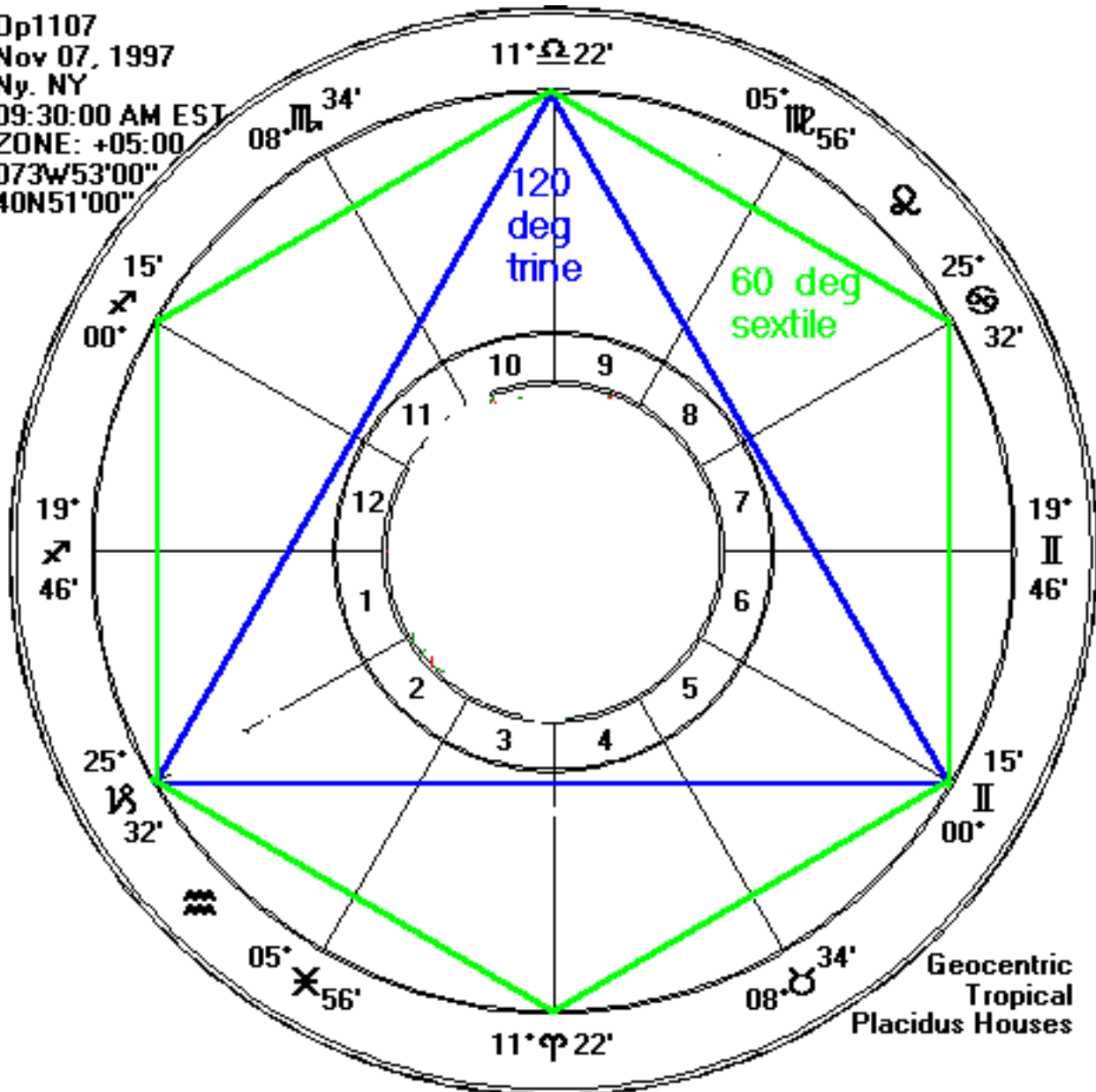
Op1107  
Nov 07, 1997  
Ny, NY  
09:30:00 AM EST  
ZONE: +05:00  
073W53'00"  
40N51'00"



+1334 Hain Software Big Rapids, MI

Standard wheel

Op1107  
Nov 07, 1997  
Ny, NY  
09:30:00 AM EST  
ZONE: +05:00  
073W53'00"  
40N51'00"

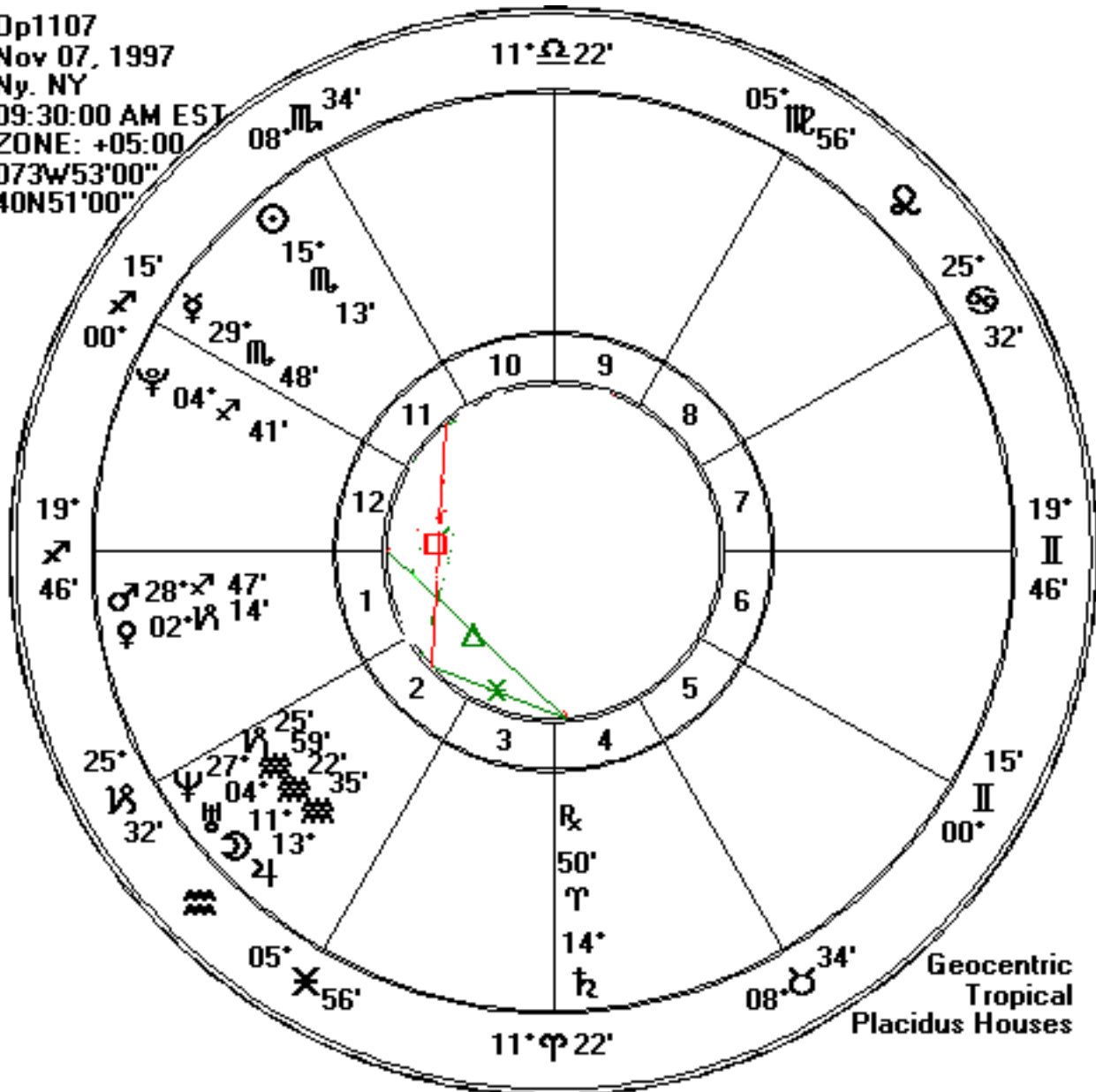


Geocentric  
Tropical  
Placidus Houses

+1336 Malva Software Big Rapids, MI

Standard wheel

Op1107  
Nov 07, 1997  
Ny, NY  
09:30:00 AM EST  
ZONE: +05:00  
073W53'00"  
40N51'00"







+1336 Hahn Software Big Rapids, MI

Standard wheel



## ASPECTS

ASPECTS ARE THE ANGLES FROM ONE PLANET TO ANOTHER. THEY DEFINE RELATIONSHIPS

CONJUNCTION		BLENDS THE ENERGY OF THE PLANETS TOGETHER	0 DEG
SEXTILE		PLANETS ENERGY TENDS TO ASSIST EACH OTHER	60 DEG
SQUARE		PLANETS ENERGY IS AT ODDS TO EACH OTHER	90 DEG
TRINE		HARMONIOUS RELATIONSHIP	120 DEG
OPPOSITION		INHARMONIOUS BUT LESS SO THAN THE SQUARE	180 DEG

THE CONJUNCTION, SQUARE, AND OPPOSITION ARE MORE IMPORTANT TO TRADERS IN THAT THEY TEND TO PRODUCE CHANGE. THE SEXTILE AND TRINE TEND TO PRODUCE STABILITY AND TREND CONTINUATION.

# ***AstroEcon***

## ***Financial Astrology***

### ***and Technical Analysis***

*On line continuously since January of 1996*

~~~~~

Lessons published by Robert Hitt for the AstroEcon website
Copyright 1997

[Back to the AstroEcon main menu](#)

Lesson 6 Putting Astro to Use

Looking at a Personal Horoscope Map

Now that you have gone through the first 5 lessons you should have some idea what you are looking at.. The best way to show you how to look at a personal horoscope is to briefly go through a few. In this case we will look at the charts of the two candidates for president in 2000. This quick read is not a full delineation only an attempt to show you how basic interpretive work is done.

Al Gore

Al is an Aries Sun. His Sun is in the 9th house of travel and philosophy. This combination makes him an aggressive proselytizer of his beliefs. His Sun is opposed to Neptune which is an empathic but potentially delusional aspect. He is indeed known to lie especially when he believes it is for a "good" cause. His Sun is also in a trine aspect to Saturn, Pluto, and Mars in Leo in his first house. He indeed comes off as a "strong" personality and makes a habit of imposing himself on others. This can be an overreaction to a self conscious perception of himself as being weak. A rising sign and the planets in the first house are an indication of what he is striving to be but is not yet.

His Sun in Aries is squared to his Moon which is an indication he was born by parents that did not get along very well at his birth. Natal Sun and Moon squares are common in children from a divorced couple. Maybe he was separated from his politically active father a great deal as a youth.

Al's Mercury is in Pisces giving him a high visual ability but again not necessarily knowing the difference between wishful thinking and reality. Venus is in Taurus so his sense of value runs to the material side. He has great pride in his appearance.

Al's Moon in Capricorn is conjunct Jupiter in Sagittarius so he has a high need for achievement but is not discouraged easily.

Overall I would say that the Gore persona of strength is more the way he comes off than how he really is. This is not necessarily a great quality as president because he will be inclined to impose his will on others to validate his positions.

[George W. Bush](#)

George W Bush is a Cancer with the Sun in the 12th house of sacrifice and compassion. This is not a strong Sun position and is why he may come off as a "soft" personality. George has Moon in Libra which is not an emotionally aggressive sign either. His Sun is also squared to his Moon so Mr. Bush Sr. and Barbara Bush may not have been getting along very well at the time of Bush Jr's birth. The Moon is conjunct Jupiter in Libra so he has a very bright and optimistic emotional side and loves to socialize. George was well known as a party animal in his youth and with a Sun square to Neptune and Moon in Libra it is no wonder.

George has a Mercury Pluto conjunction on his ascendant. In fact he is very smart but Pluto is subtle. This is an aspect of persuasion by psychological means. In fact with weakness in other areas of his chart this aspect is probably the singular reason he came to run as president.

Mars is in Virgo in the second so he is a hard worker when it comes to money but gets bogged down by details. A nit picker.

Jupiter is trined to Uranus so he is quite lucky and probably more progressive than he lets his conservative constituents know about.

I consider Bush a "nicer" man than Al Gore by nature. I am not sure the office of president needs "nice" so I classify him as ill equipped for the job in some ways. If the president has become more a salesman than statesman, as it seems over the last few years, George may in fact be as good a president as Reagan was.

Questions? please ask. [Email me!](#)

Al Gore
Washington, D.C.
Time Zone: 5 hours West

March 31, 1948
38N53'42" 77W02'12"
Tropical Placidus
NATAL CHART

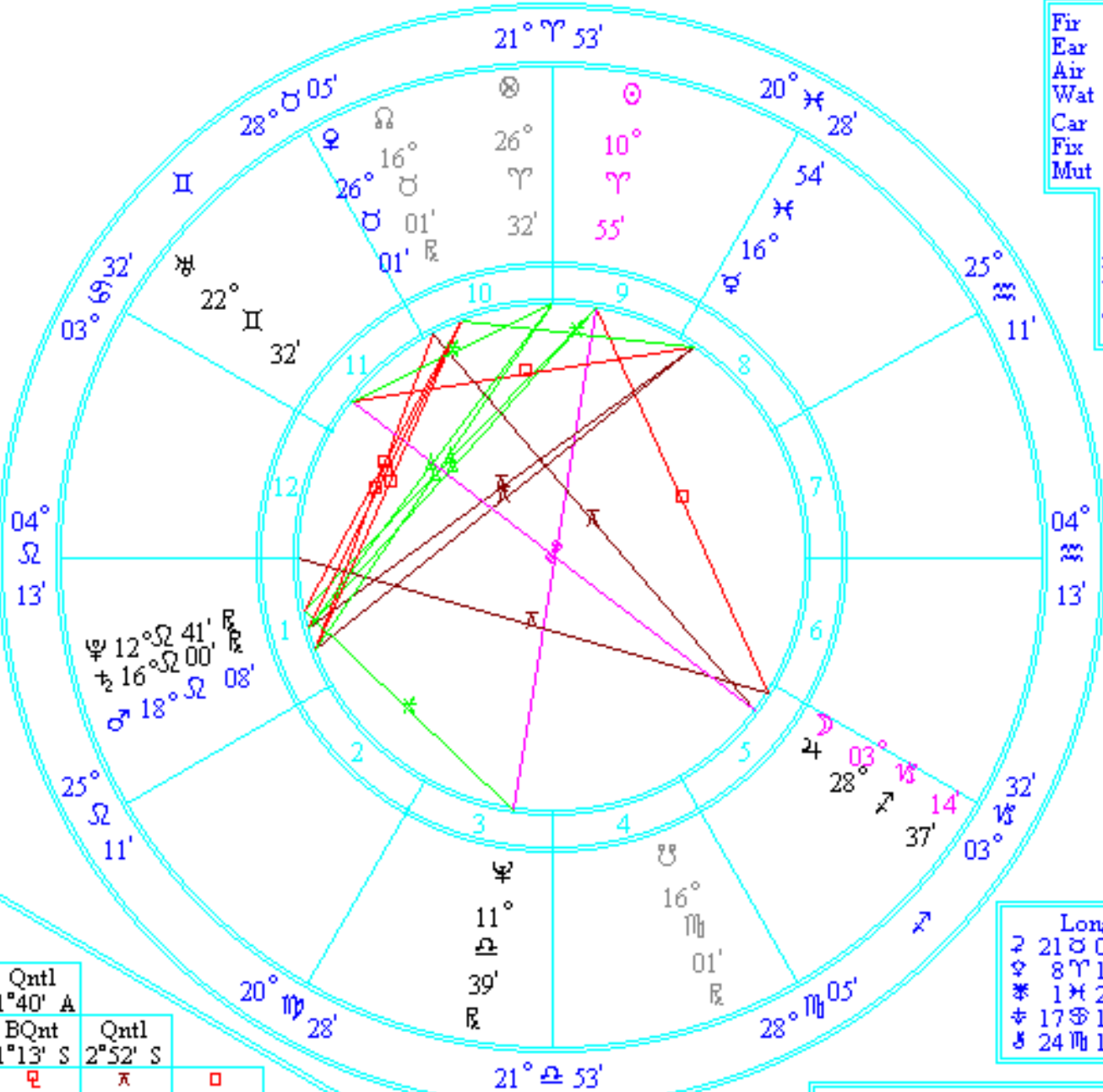
12:53 PM
Standard time
Geocentric

| Speed |
|---------|
| ☉ 0 59 |
| ☾ 12 14 |
| ♃ 1 28 |
| ♅ 1 04 |
| ♁ 0 02 |
| ♂ 0 03 |
| ♄ -0 02 |
| ♆ 0 02 |
| ♁ -0 02 |
| ♂ -0 01 |
| ♁ 0 23 |
| ♂ 0 23 |
| ♁ 0 25 |
| ♂ 0 12 |
| ♁ -0 02 |
| ♂ -0 03 |

| Decl. |
|----------|
| ☉ 4 N19 |
| ☾ 27 S19 |
| ♃ 7 S20 |
| ♅ 21 N46 |
| ♁ 18 N26 |
| ♂ 22 S55 |
| ♄ 17 N14 |
| ♆ 23 N23 |
| ♁ 3 S08 |
| ♂ 24 N04 |
| ♁ 15 N45 |
| ♃ 3 S22 |
| ♅ 5 S38 |
| ♁ 26 N06 |
| ♂ 16 S10 |
| ♁ 16 N13 |

| Fir | 5 | 1 | 1 |
|-----|---|---|---|
| Ear | 2 | 1 | 0 |
| Air | 2 | 0 | 0 |
| Wat | 1 | 3 | 0 |
| Car | 3 | 2 | 0 |
| Fix | 4 | 2 | 1 |
| Mut | 3 | 1 | 0 |
| P | | A | A |
| L | | S | S |
| A | | T | E |
| T | | A | N |
| E | | R | E |
| N | | N | E |
| D | | D | |

| | | | | | | | | | | | | |
|---|---------|---------|---------|---------|---------|---------|---------|---------|---------|---------|---------|---------|
| ♂ | 7°42' A | | | | | | | | | | | |
| ♁ | | Qntl | | | | | | | | | | |
| ♂ | | 1°40' A | | | | | | | | | | |
| ♁ | ∟ | BQnt | Qntl | | | | | | | | | |
| ♂ | 0°06' S | 1°13' S | 2°52' S | | | | | | | | | |
| ♁ | | ♁ | ♁ | | | | | | | | | |
| ♂ | | 0°06' S | 1°14' A | 7°53' S | | | | | | | | |
| ♁ | BSep | ♄ | BNov | ♁ | | | | | | | | |
| ♂ | 0°33' A | 4°37' S | 1°43' A | 2°35' A | | | | | | | | |
| ♁ | | ♁ | ♁ | BNov | ♄ | ♁ | | | | | | |
| ♂ | 5°04' A | 2°14' S | 0°54' S | 0°01' S | 2°08' S | 2°23' A | | | | | | |
| ♁ | Qntl | | ♁ | | | | | | | | | |
| ♂ | 0°23' S | | 5°39' A | | | 6°04' S | | | | | | |
| ♁ | ♄ | BNov | TSep | ♁ | | | | | | | | |
| ♂ | 0°43' A | 1°35' S | 0°58' S | 0°38' A | | | | | | | | |
| ♁ | | | | | | | | | | | | |
| ♂ | 1°45' A | | BQnt | | ♄ | ♁ | ♄ | TDec | Sept | | * | |
| ♁ | | | 1°47' A | | 5°27' S | 0°56' S | 3°19' A | 1°17' S | 1°02' S | | | |
| ♂ | Decl | ♁ | * | | ♁ | ♁ | ♁ | Decl | BQnt | ♁ | | |
| ♁ | 0°55' S | 2°13' S | 0°53' S | | 2°07' S | 2°24' A | 0°01' A | 0°31' S | 1°38' S | 3°20' A | | |
| ♂ | 5/16 | ♁ | ♁ | 3/16 | | | | | | | | |
| ♁ | 0°48' S | 0°59' S | 2°20' S | 0°42' S | | BQnt | | Nov1 | 3/16 | ♄ | BNov | |
| ♂ | | | | | | 0°23' A | | 1°41' S | 0°04' S | 8°28' A | 1°48' A | |
| ♁ | | | | | | | | | | | | BSep |
| ♂ | | TDec | Decl | Decl | ♁ | 5/16 | ♁ | * | | | | 0°31' S |
| ♁ | | 0°39' S | 1°01' A | 1°52' S | 3°45' S | 0°46' S | 5°53' S | 0°40' A | | | | |



| Long. |
|-------------|
| ♂ 21 ∅ 03 |
| ☾ 8 ♃ 11 |
| ♁ 1 ♃ 27 |
| ♂ 17 ∅ 16 |
| ♁ 24 ♃ 12 R |

| | |
|------------------|-----------|
| True Moon's Node | 14 ∅ 34 |
| Part of Fortune | 26 ♃ 32 |
| Part of Spirit | 11 ♃ 55 |
| Vertex | 19 ♃ 22 |
| Equatorial Asc. | 18 ∅ 40 |
| Sidereal Time | 1:20:54 |
| G.M.T. | 17:53:00 |
| Ephem Time-GMT | 0:00:28 |
| Ayanamsa | 24°00'50" |

♂ ♃ ♁
4 ♃ ♁
3 ♃ ♁

| | | | | | | | | | | | |
|---|---------|---------|---------|---------|---------|---------|---------|---|---|---|---------|
| ♈ | 0°39' S | 1°01' A | 1°52' S | 3°45' S | 0°46' S | 5°53' S | 0°40' A | | | | 0°31' S |
| ♁ | ♂ | ♀ | ♁ | ♂ | ♁ | ♂ | ♁ | ♂ | ♁ | ♂ | ♁ |

ASTROECON

<http://www.astroecon.com> email rhitt@astroecon.com Phone: 610-277-3753

Geo W Bush
 New Haven, Connecticut
 Time Zone: 5 hours West

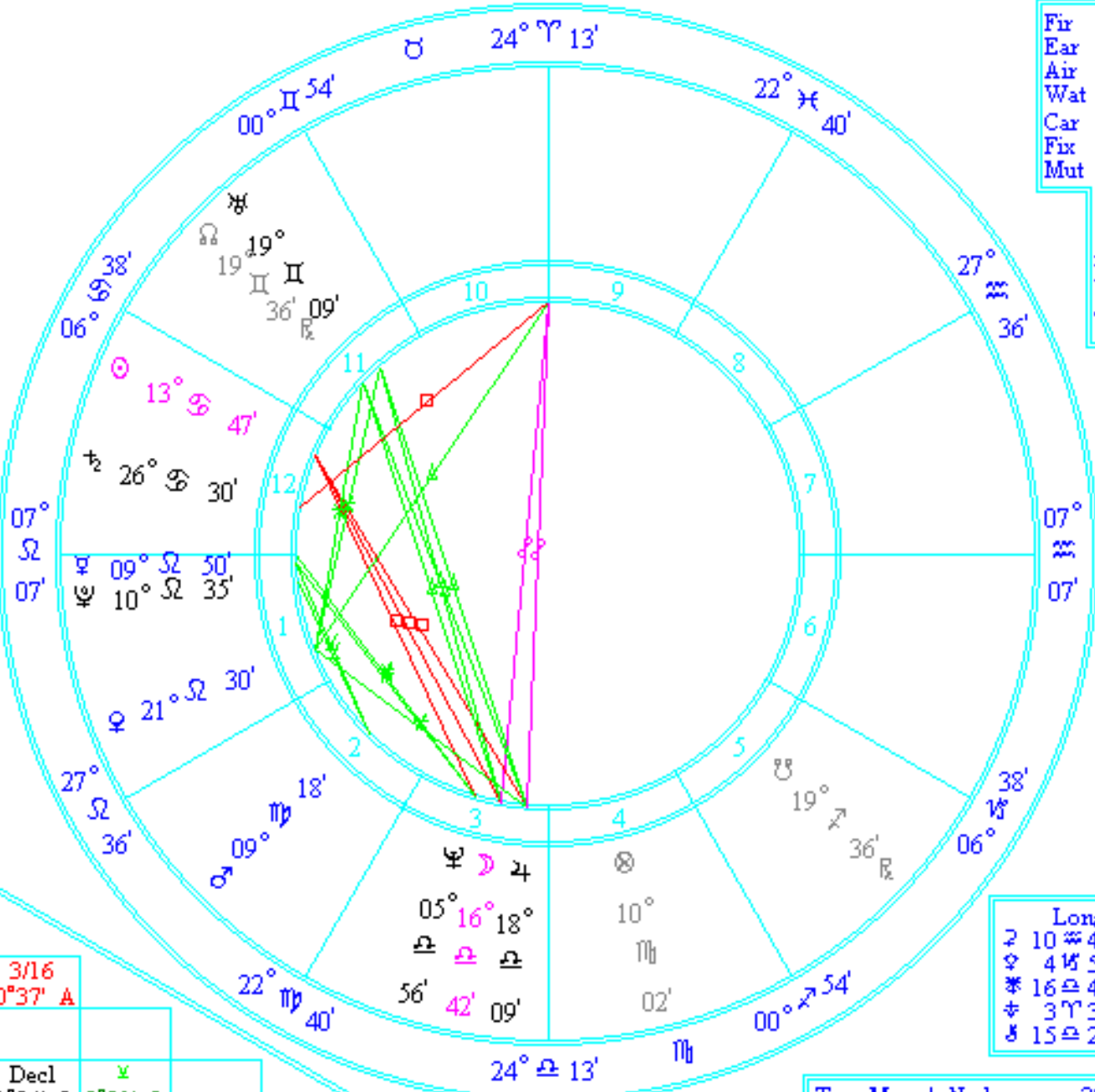
July 6, 1946
 41N18'29" 72W55'43"
 Tropical Placidus
 NATAL CHART

7:26 AM
 Daylight Savings Time
 Geocentric

| Speed |
|-------|
| 0 57 |
| 12 17 |
| 0 55 |
| 1 10 |
| 0 35 |
| 0 04 |
| 0 08 |
| 0 03 |
| 0 01 |
| 0 02 |
| -0 10 |
| -0 16 |
| 0 08 |
| 0 12 |
| 0 03 |
| -0 03 |

| Decl. |
|---------|
| 22 N 44 |
| 2 S 12 |
| 17 N 34 |
| 15 N 58 |
| 8 N 58 |
| 5 S 56 |
| 21 N 02 |
| 23 N 03 |
| 1 S 00 |
| 23 N 42 |
| 27 S 22 |
| 23 N 20 |
| 2 N 30 |
| 5 S 00 |
| 6 S 48 |
| 23 N 07 |

| |
|-----------------|
| 2°56' S |
| 3/16
0°37' A |
| Decl
1°43' S |
| Decl
1°24' S |
| Decl
0°31' S |
| 4°22' A |
| 1°26' A |
| 0°49' A |
| 3°21' S |
| Nov1
1°10' S |
| BNov
0°12' S |
| 2°12' A |
| 1°38' A |
| 2°27' A |
| 0°45' A |
| 2°21' S |
| 0°09' S |
| 1°00' A |
| 1°21' S |
| 7°50' S |
| 3°53' S |
| 0°33' S |
| Qntl
2°34' S |
| TDec
1°13' S |
| 3/16
1°22' A |
| 0°45' A |
| 1°16' A |
| 0°04' S |
| 3/16
0°00' S |
| Sept
0°00' S |
| 2°54' A |
| 1°12' A |
| 1°54' S |
| 0°18' A |
| 1°27' A |
| 0°54' S |
| 0°27' A |
| 1°40' A |
| 0°27' A |
| 1/16
0°50' S |
| Qntl
2°24' S |
| 2°43' A |
| 0°58' S |
| 2°58' S |
| 1°11' S |
| 3°28' A |
| 2°31' S |
| BNov
0°26' S |
| 7°30' S |
| 2°43' S |
| 0°06' A |
| 6°04' S |
| 2°18' A |
| QNov
1°44' A |
| TDec
1°38' S |
| BSep
0°03' A |



| | | | |
|-----|---|---|---|
| Fir | 3 | 1 | 1 |
| Ear | 1 | 1 | 0 |
| Air | 4 | 3 | 0 |
| Wat | 2 | 0 | 0 |
| Car | 5 | 4 | 0 |
| Fix | 3 | 1 | 1 |
| Mut | 2 | 0 | 0 |
| P | A | A | |
| L | S | S | |
| A | T | T | |
| N | E | E | |
| E | R | R | |
| T | N | N | |

| Long. |
|-----------|
| 2 10 48 R |
| 4 48 58 R |
| 16 44 |
| 3 39 |
| 15 25 |

| | |
|------------------|-----------|
| True Moon's Node | 20 ♉ 35 |
| Part of Fortune | 10 ♎ 02 |
| Part of Spirit | 4 ♈ 11 |
| Vertex | 23 ♁ 39 |
| Equatorial Asc. | 20 ☿ 44 |
| Sidereal Time | 1:29:40 |
| G.M.T. | 11:26:00 |
| Ephem Time-GMT | 0:00:28 |
| Ayanamsha | 23°59'20" |

| | | |
|---|---|---|
| ♈ | ♉ | ♊ |
| ♋ | ♌ | ♍ |
| ♎ | ♏ | ♐ |
| ♑ | ♒ | ♓ |
| ♈ | ♉ | ♊ |
| ♋ | ♌ | ♍ |
| ♎ | ♏ | ♐ |
| ♑ | ♒ | ♓ |

| | | | | | | | | | | | | | | |
|---|---------|---------|---|---------|---------|---------|---------|---|---|---------|---------|---|---|---------|
| ♈ | 0°26' S | 7°30' S | | 2°43' S | 0°06' A | 6°04' S | 2°18' A | | ♉ | 1°44' A | 1°38' S | | ♊ | 0°03' A |
| | ☉ | ☽ | ♃ | ♀ | ♂ | ♄ | ♅ | ♆ | ♁ | ♂ | ♁ | ♂ | ♁ | ♁ |

♈
♉
♊
♋

ASTROECON

http://www.astroecon.com email rhitt@astroecon.com Phone: 610-277-3753

AstroEcon

Financial Astrology

and Technical Analysis

On line continuously since January of 1996

~~~~~

Lessons originally published by Robert Hitt for the AstroEcon website  
Copyright 1997

[Back to the AstroEcon main menu](#)

## **Lesson 7 Complex Aspect patterns**

Revised and copyrighted by Robert Hitt 10/6/2000

This is a subject that is very important since complex aspect patterns tend to have drastic and long lasting effects on the market sometimes YEARS after they are exact. This is where REAL astrology comes into the picture for market forecasting because we do not have long historical data going back far enough on many of these patterns to even get one repeat to give us any idea things played out the last time it appeared. Interpreting these complex patterns requires looking at the energy of the planets involved and also the context of in which the astrological event on the date is operating in. To have an idea how a rare complex aspect pattern will likely play out INTERPRETATION is required.

### **The Stellium**

A STELLIUM is when 4 or more planets are conjunct (grouped together) within a few degrees. A conjunction can be an extraordinary event in its effect and is unlikely to be something that occurs with the same planets more than once in most lifetimes. A Good example of the Stellium was [8/24/1987 when Sun, Moon, Mercury, Venus, and Mars were all conjunct within 4 degrees](#). The result was a market high within one day of this date and a crash within 2 months. The market took over 2 years to make another new high after this event.

[An even more massive Stellium occurred in 1994 when Sun, Moon, Mercury, Venus, Mars, Uranus, and Neptune were within 8 degrees of one another on January 11th](#). An all time high in the S&P did take a few weeks to unfold after this date but it was 13 months before another new high was made in the S&P once the top was in. A very large earthquake struck California just a few days after this Stellium was



exact.

A more recent example of a Stellium was [May 4th 2000](#). On this date Sun, Moon, Mercury, Venus, Mars, Jupiter, and Saturn were within 26 degrees in Taurus. A significant low in stocks occurred late in May of 2000 and the ultimate bear cycle low as of October 2000 is as yet unknown. Suffice to say this may be of at least as much significance as the 1987 and 1994 stelliums.

## The Grand Cross and the T Square

These patterns are when planets line up at 90 and 180 degree angles. These are VERY stressful even if the planets involved tend to get along with one another. The most striking example I know of the T square between slow moving planets occurred in July 15th 1931 when Saturn opposed Pluto and they both were squared by Uranus. This is a nasty long term combination which was generally in and out of orb during much of the decline into the great depression low. [I picked this day 7/15 because a New Moon was conjunct Pluto on this day.](#)

During a T square 3 planets are in stress. In a Grand Cross a 4th planet is involved which makes a cross. This is 2 oppositions and 4 squares which really must be considered quite chaotic and difficult to control. The old saying "S%#t happens" applies to this kind of aspect pattern. Fortunately Grand crosses are not all that common. [7/21/1931 had this pattern form when the Moon moved into opposition to Uranus.](#)

A recent example of a grand cross occurred on [August 11th of 1999](#). A solar eclipse was opposed to Uranus and squared to Mars and Saturn. This Grand Cross was the source of much angst as it became exact due to warnings about this kind of eclipse by Nostradamus. As it turned out much of the violent energy of this alignment was manifested at the Turkish earthquake a few days after the solar eclipse that killed over 40,000 people.

A recent example of a T square is the one that occurred on [October 4th 2000](#). There was an opposition from Jupiter to Pluto nearly exact and Mars squared both on this date. This concoction of astrological energy produced the worst internal violence in Israel in it's history. Stock markets tanked dramatically before and after this alignment as well.

## Grand Trine

The opposite of the stress of a Grand Cross is the Grand Trine consisting of 3 Trine 120 degree aspects to form an equilateral triangle. Trines are an easy relationship between planets that can even harmonize planets that "don't like each other" like Mars and Saturn. A grand cross can create mistakes even when conscious will is applied but the Grand Trine makes for success with hardly any conscious effort. Too much of a good thing is not good for growth and in my experience Grand trines are over rated as a positive influence both in the markets and in people. Markets and people need some stress or inertia and a lack of evolution can develop. Grand trines are trend continuation and are rarely are seen on trend

changes during rallies but can cause an established weakening trend accelerate into exhaustion. [A good example of a grand trine occurred on 7/24/1997.](#)

## Yod (Finger of God)

This aspect pattern is very important but may be considered by some to be a more minor aspect pattern. It consists of a Sextile (2 planets at 60 degrees) that is opposed by another planet. This forms an "arrow" shape that focuses energy on the planet that is opposed to the other two in the sextile. I do not consider a Yod a Minor aspect pattern because I have done enough work with midpoints to know that they are very significant in timing events.

[Mars is ON THE MIDPOINT of the Uranus / Pluto sextile on Monday November the 17th 1997.](#) The Yod on November 17th brings a very violent aspect pattern with Mars and Moon in opposition as a focal point of Uranus and Pluto. Just a few lines from the book "Combination of Stellar Influences" by Ebertine should be sufficient to get the gist of November 17th Mars = Uranus / Pluto energies. "Fanaticism, An act of violence, the mania of destruction, a state of precipitation, the stage of bending or breaking, injury, accident". A Moon placement at the midpoint of Uranus and Pluto carries this meaning "Intuition, restlessness, daring and audaciousness, ambition, determination, bringing about change by force". In the above example a Moon Mars opposition is also involved. Its meaning is "impulsive actions, strong excitability, quarrelsomeness. fluctuating energy, rashness or haste, rebellion against restriction, irritability". Wow! This handwriting in the heavens on November 17th appears to make some sort of violent encounter very likely on or about this date.

As you can see there is more to astrology than just looking at each day one at a time. Complex aspect patterns can and do produce effects that are OUTSIDE the realm of static cycles and are perhaps far more important than normal cyclic market behavior. Lets face it the EXCEPTIONS to the rules are what confound cycle theorists and the reason for these times of divergence from the norm are in once in the lifetime astronomic events that must be judged as singular events.

MS-DOS Prompt - NVCH2

Auto

ny  
Lat. 40N45  
Long. 73W57

Current Positions  
Aug. 24, 1987 9:30:0 AM EDT

	Long.	Decl.
☉	0 51	11 N 10
☾	1 34	13 N 26
♃	5 12	11 N 09
♀	1 14	12 N 19
♂	1 07	12 N 08
♄	29 41R	10 N 00
♅	14 33	21 S 09
♁	22 45R	23 S 24
♂	5 23R	22 S 18
♆	7 33	1 N 10

Manual Mode  
Regular Wheel

MS-DOS Prompt - NVCH2

Auto

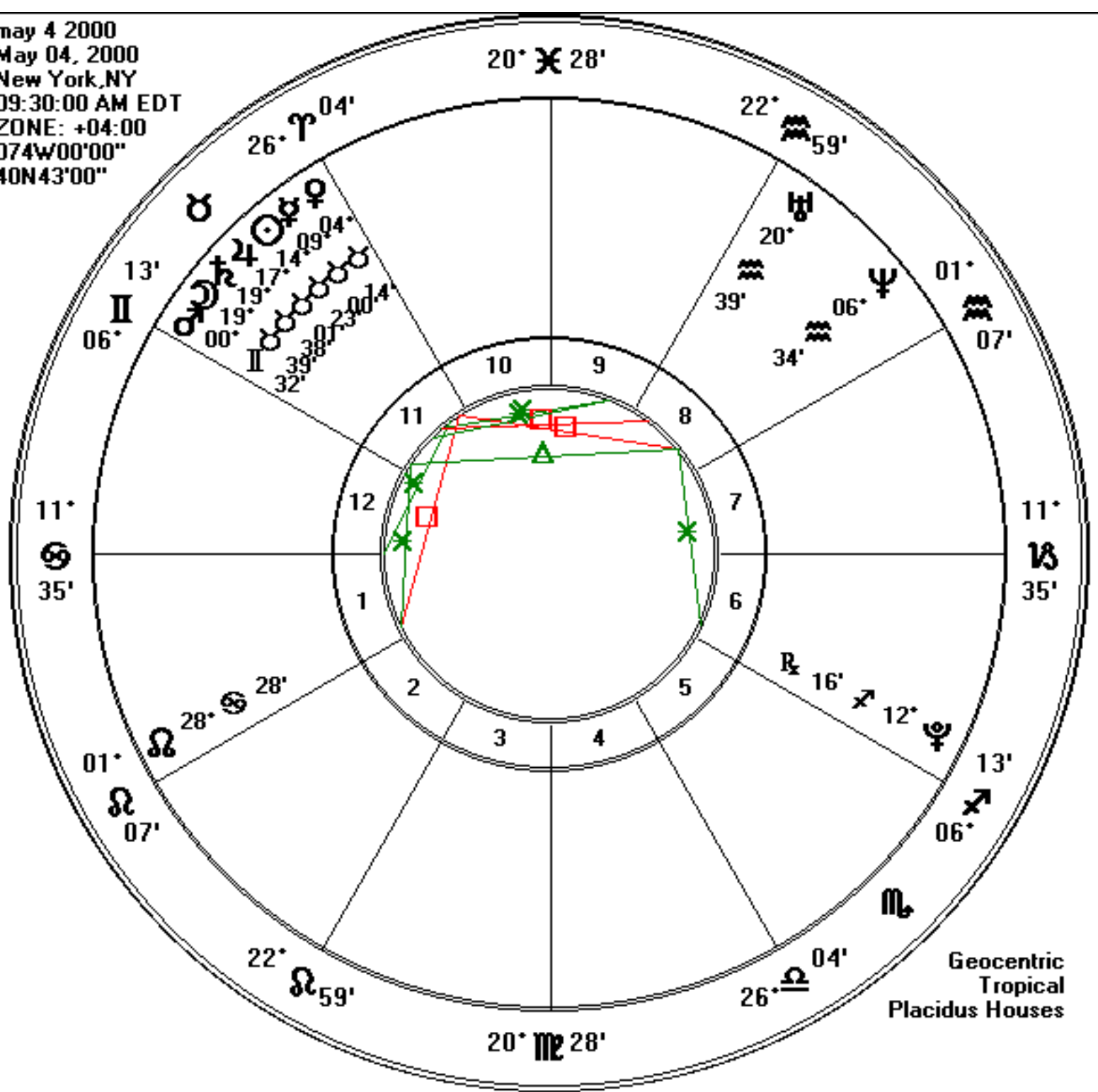
ny  
Lat. 40N45  
Long. 73W57

Current Positions  
Jan. 11, 1994 9:30:0 AM EST

	Long.	Decl.
☉	21 09	21 S 47
☽	16 38	18 S 50
♃	25 58	23 S 01
♂	19 51	22 S 43
♄	17 12	23 S 13
♅	11 17	14 S 07
♆	28 04	13 S 28
♁	22 12	22 S 04
♂	20 52	21 S 13
♁	27 23	6 S 06

Manual Mode  
Regular Wheel

may 4 2000  
May 04, 2000  
New York, NY  
09:30:00 AM EDT  
ZONE: +04:00  
074W00'00"  
40N43'00"



Geocentric  
Tropical  
Placidus Houses

MS-DOS Prompt - NVCH2

Auto

ny  
Lat. 40N45  
Long. 73W57

Current Positions  
July 15, 1931 9:30:0 AM EST

	Long.	Decl.
☉	22 08	21 N 38
☽	23 20	26 N 13
♃	8 55	19 N 39
♀	7 17	23 N 15
♂	19 43	4 N 44
♄	29 37	20 N 38
♅	19 47R	21 S 51
♁	19 20	6 N 58
♂	3 58	10 N 43
♁	20 29	22 N 12

Manual Mode  
Regular Wheel

MS-DOS Prompt - NVCH2

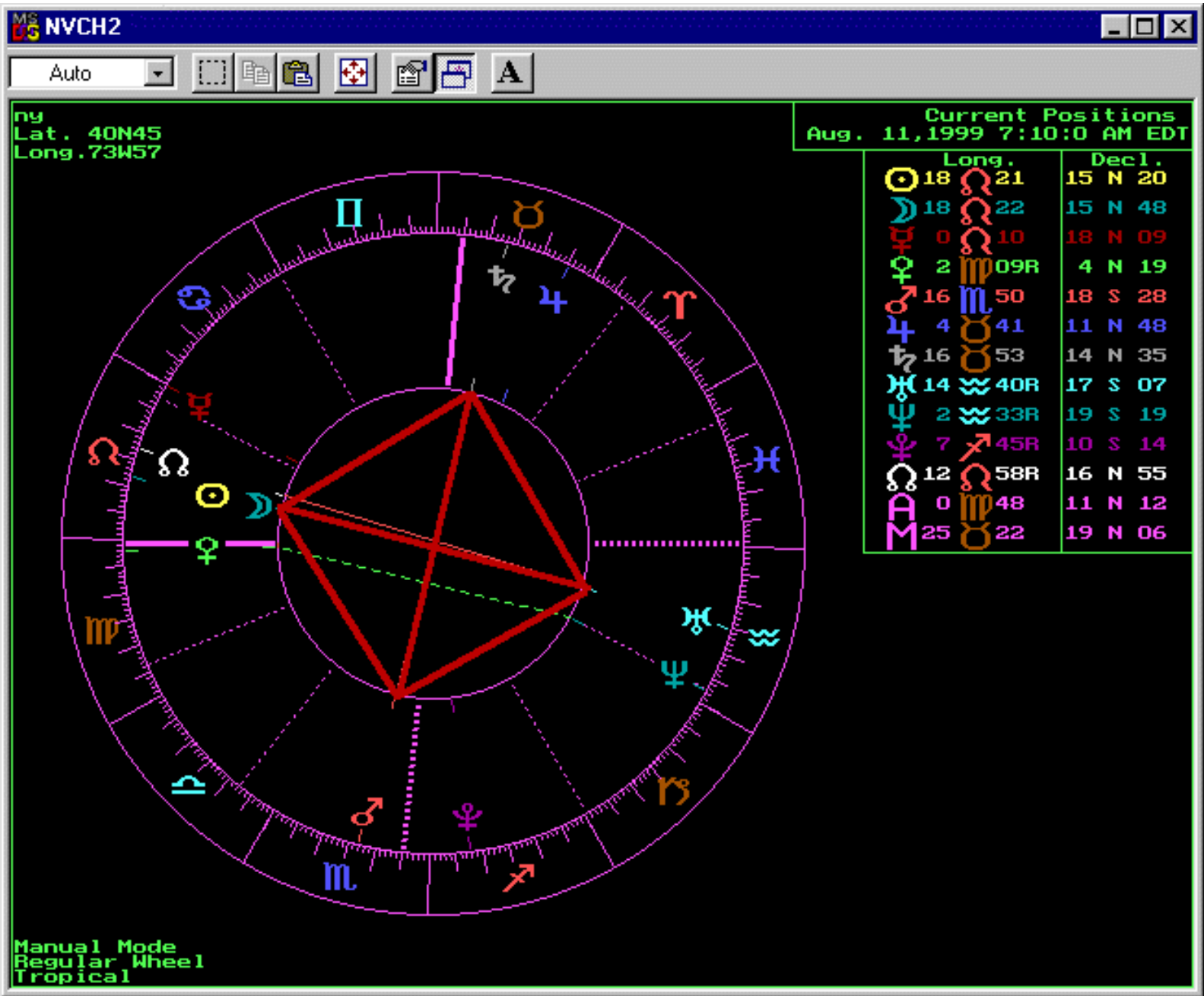
Auto

ny  
Lat. 40N45  
Long. 73W57

Current Positions  
July 21, 1931 9:30:0 AM EST

	Long.	Decl.
☉	27 51	20 N 36
☾	19 48	8 S 42
♃	19 04	16 N 13
♄	14 37	22 N 53
♅	23 17	3 N 15
♆	0 57	20 N 21
♇	19 21R	21 S 55
♈	19 22	6 N 59
♉	4 09	10 N 39
♊	20 38	22 N 11

Manual Mode  
Regular Wheel





MS-DOS Prompt - NVCH2

Auto

ny  
Lat. 40N45  
Long. 73W57

Current Positions  
July 24, 1997 9:30:0 AM EDT

	Long.	Decl.
☉	1 41	19 N 47
☾	2 41	0 N 05
♁	26 45	12 N 55
♂	1 14	12 N 28
♊	17 45	7 S 14
♋	19 02R	16 S 00
♌	20 18	5 N 36
♍	6 54R	19 S 10
♎	28 29R	20 S 03
♏	2 56R	8 S 18

Manual Mode  
Regular Wheel

MS-DOS Prompt - NVCH2

Auto

ny  
Lat. 40N45  
Long. 73W57

Current Positions  
Nov. 17, 1997 11:00 AM EST

	Long.	Decl.
☉	25 ♍ 20	19 S 06
☾	5 ♌ 19	18 N 32
♃	14 ♈ 18	24 S 53
♂	11 ♈ 51	26 S 27
♄	6 ♈ 23	24 S 32
♅	14 ♋ 42	17 S 18
♆	14 ♋ 16R	3 N 09
♁	5 ♋ 14	19 S 33
♂	27 ♈ 37	20 S 16
♂	5 ♈ 05	9 S 26

Manual Mode  
Regular Wheel

# ***AstroEcon***

## ***Financial Astrology***

### ***and Technical Analysis***

*On line continuously since January of 1996*

~~~~~

Lessons originally published by Robert Hitt for the AstroEcon website
Copyright 1997

[Back to the AstroEcon main menu](#)

Lesson 8 Draw you own chart

Revised and copyrighted by Robert Hitt 10/6/2000

There are several good places to do your own horoscope. One place this can be done on line is at <http://www.astrology.ca/chart/>

Fill out the form including the location by latitude and longitude of your birth place.
Set the chart options to Object position (wheel).
Check no for display interpretation and display transits and hit the draw chart button.
You will see a square version of your horoscope with all the information you need.

~~~~~

A very nice free astrological calculation program is available for download at <http://www.astrowin.org/astrowin.htm>

You may need to follow the instructions on the main home page to install the fonts so you can see the wheel.

# ***AstroEcon***

## ***Financial Astrology***

### ***and Technical Analysis***

*On line continuously since January of 1996*

~~~~~

Lessons originally published by Robert Hitt for the AstroEcon website
Copyright 1997

[Back to the AstroEcon main menu](#)

Revised and copyrighted by Robert Hitt 10/6/2000

Lesson 9

Planetary combinations

This lesson deals with the different planetary combinations possible with a positive, negative and neutral interpretation. The type of aspect between planets tends to determine if the combinations are expressed in a positive or negative way. Sextiles and Trines tend to be positive. Squares and Oppositions tend to be negative and conjunctions neutral. Conscious effort may change a negative aspect into a positive expression. A lack of effort may squander what would be the positive effect of an easy aspect.

+ denotes a positive expression, - denotes a negative expression, = denotes an neutral expression

Sun ... Principle Ego, Point of view

Combined with...

Moon ... + inner balance - discontent = unconscious urges

Mercury... + clear mind - aimlessness = subjective outlook

Venus ... + attractiveness - vainness = powerful higher emotions

Mars ... + ambition - quarrelsomeness = aggressiveness

Jupiter ... + wisdom - extravagance = good fortune

Saturn ... + determination - inhibition = depression or fear

Uranus ... + independence - contrariness = self willed individual

Neptune .. + devotion - delusion = sensitivity

Pluto ... + courage - arrogance = dominance

Moon ... Principle unconsciousness, Mood

Combined with...

Mercury ... + thoughtfulness - gossip = good memory

Venus ... + tenderness - shyness = self love

Mars ... + forcefulness - irritability = inner tension

Jupiter ... + benevolence - negligence = pleasure

Saturn ... + controlled feelings - depression = selfishness

Uranus .. + intuition - mood swings = emotional detachment

Neptune .. + empathy - self deception = strange emotions

Pluto ... + extreme intensity - jealousy = fanaticism

Mercury ... Principle Rational mind

Combined with...

Venus ... + cheerfulness - vanity = artistic expression

Mars ... + decisiveness - paranoia = rash communications

Jupiter ... + wisdom - imprudence of judgment = educated opinion

Saturn .. + mental concentration - worry = tenacity

Uranus ... + genius - poor judgment = original thinking

Neptune ... + creative imagination - daydreaming = confusing ideas

Pluto ... + psychological understanding - psychological manipulation = powerful oration

Venus Principle love

Combined with...

Mars ... + sexual pleasure - emotionally demanding = emotional conflict

Jupiter ... + enjoyment of pleasure - laziness = popularity

Saturn ... + emotional loyalty - loneliness = duty, separation

Uranus ... + emotional magnetism - emotional aloofness = erratic emotional urges

Neptune ... + devotion - submission = sympathy

Pluto ... +sexually intense - lewd behavior = use of sexual power

Mars ... Principle Activity

Combined with...

Jupiter + productivity - exaggeration = ambition

Saturn + endurance - harshness = strength

Uranus ... + extreme independence - imprudence of action = willfulness

Neptune ... + extraordinary physical talent - dishonesty = disappointing results of actions

Pluto ... + great ambition - brutality = compulsion

Jupiter... Principle Expansiveness

Combined with...

Saturn ... + industriousness - adverse circumstances = perseverance

Uranus ... + philosophical understanding - urge to get rich quick = intuitive wisdom

Neptune ... + generosity - wastefulness = idealism, mysticism

Pluto ... + benevolent use of power - exploitation = great success

Saturn ... Principle Inhibition

Combined with...

Uranus ... + creative endurance - rebellion = tenaciousness

Neptune ... + self restraint - insecurity = struggle between idealism and practicality

Pluto ... + self denial - cold heartedness = violent compulsion

Uranus ... Principle Change

Combined with...

Neptune ... + subconscious powers - emotional imbalance = ESP

Pluto ... + innovations - destructiveness = extraordinary creativity

Pluto ... Principle Regeneration

AstroEcon

Financial Astrology

and Technical Analysis

On line continuously since January of 1996

~~~~~

Lessons originally published by Robert Hitt for the AstroEcon website  
Copyright 1997

[Back to the AstroEcon main menu](#)

Revised and copyrighted by Robert Hitt 10/6/2000

## **Intraday signals Example page**

The Intraday times table on the below is a mystery to most. These times are used to look for very short term changes in mood on the floor of the CME S&P pit. **THESE TIMES DO NOT REPRESENT ASPECTS** between planets which occur at the same time at all places on earth. These times are **SPECIFIC** to the Chicago location. This timing mechanism deals with the passage of the planets over the 4 cardinal points on the earth at a specific location (in this case Chicago) during the 24 hour day **AS THE EARTH ROTATES**

The table below represents the times the different planets pass over the angles in Chicago on 9/11/1997.

Day	Eastern Time transits to the angles in Chicago
<a href="#">09/11/1997</a>	sa dec 1005 -- ne nd 1025 -- ur nd 1055 -- ve asc 1100 -- ju nd 1130 -- ma asc 1235 -- me asc 1245 -- su mh 145 -- pl asc 150 -- sa nd 335 -- ve mh 415

**ASC = ASCENDANT --- MH = MIDHEAVEN --- DEC = DESCENDANT --- ND = NADIR**

## **Intraday Example of the earths rotation during trading on 9/11/1997**

Below is a visual example of how the Earth's rotation brings the planetary energies into specific focus at the location I that prefer to use for market timing which is the CME Spoons pit in Chicago.

We start out our example day 9/11/1997 with the Sun above at the far left angle which is the ascendant. This is sunrise in Chicago which occurs [at 7:35 AM EDT](#). As the earth rotates the planets slowly move around the circle with each planet coming in contact with the cardinal angles which are the BOLD dividing lines on the chart. Every planet comes in contact with all 4 angles during a full 24 hour rotation of the earth. What we are concerned for our purpose are the hits to angles that occur during trading hours. The snapshot of the planets [on the open of trading](#) gives us the character of the day at 9:30 AM EDT which has a tendency to play out all day. If a planet is on an angle at the moment trading begins it is a featured throughout the day and has special significance.

[After 35 minutes of trading on this day Saturn moves to the far right angle](#), the **descendant**, which brings a Yod (you should know that one now) aspect pattern into clear focus. This is likely to be a turning point. If prices have not reached a support or resistance zone at this exact moment it is likely to occur near this time. It is very rare that such a complex aspect pattern is so clearly defined on an intraday astrology chart.

Later in the day [Saturn moves to the Nadir](#) position at 3:35 PM EST as the earth rotates. This is another "moment of truth" for the market which will probably represent another turn in prices.

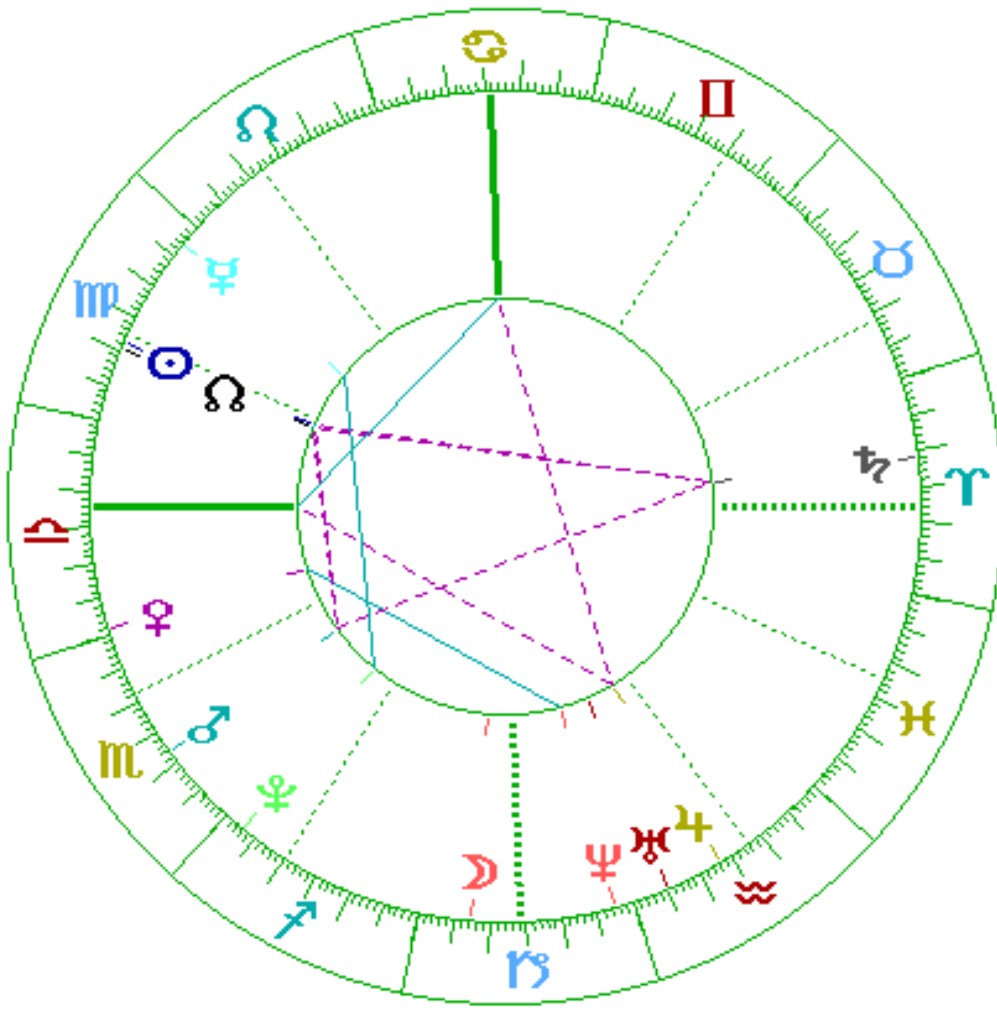
These times are particularly useful when combined with a very sensitive technical trading method which allows a trader to "fade" any movement that cannot be sustained. Pay particular attention to support and resistance levels around these intraday hit times.

Hopefully the sequence of these 4 graphs will make it easier for you to understand how the earth's rotation brings specific planets and aspect patterns into focus at a particular location.



Lat. 41N34  
Long. 87W39

Current Positions  
Sep. 11, 1997 9:30:0 AM EDT

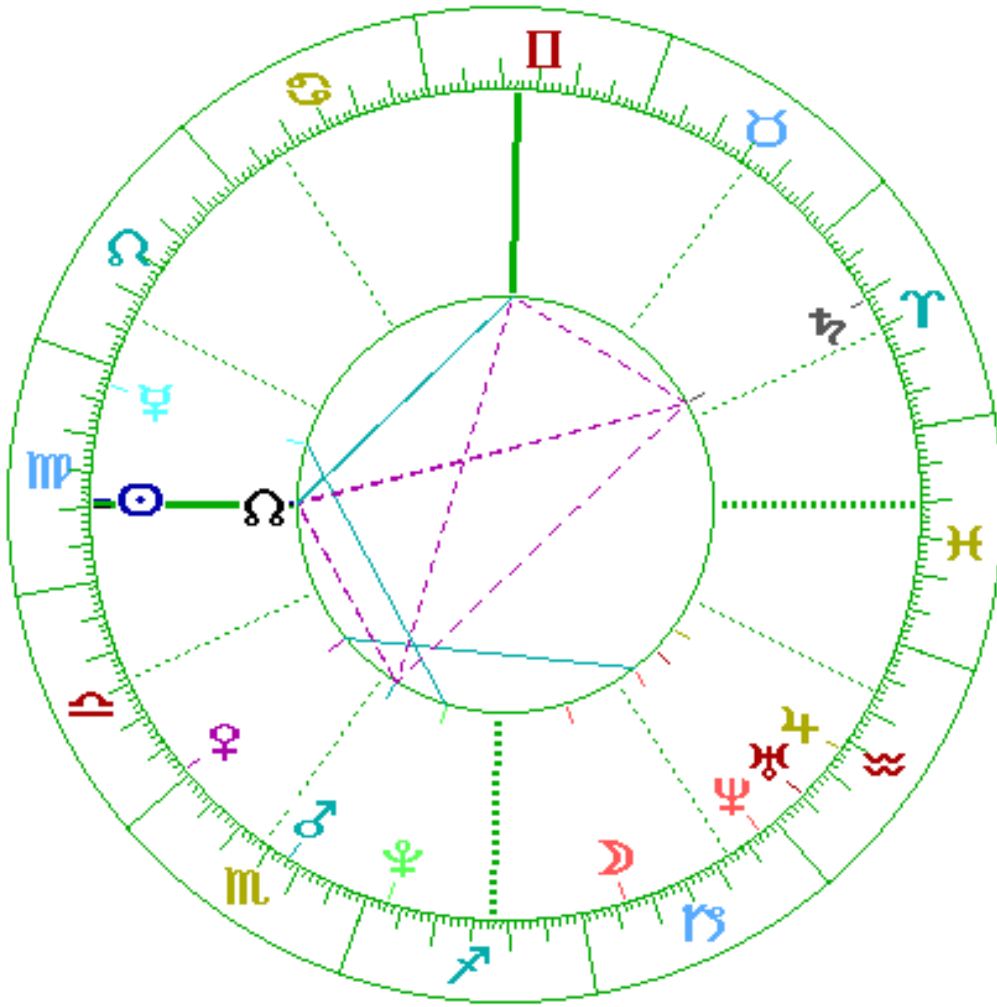


	Long.	Decl.
☉	18 51	4 N 25
☾	7 24	18 S 12
♃	2 52	9 N 41
♄	29 23	11 S 52
♅	18 08	18 S 06
♆	13 15R	17 S 48
♇	19 00R	4 N 56
♈	5 10R	19 S 36
♉	27 23R	20 S 17
♊	3 04	8 S 43
♋	19 44R	4 N 04
♌	12 07	4 S 48
♍	14 14	22 N 41

Manual Mode  
Regular Wheel  
Tropical

Lat. 41N34  
Long. 87W39

Current Positions  
Sep. 11, 1997 7:35:0 AM EDT

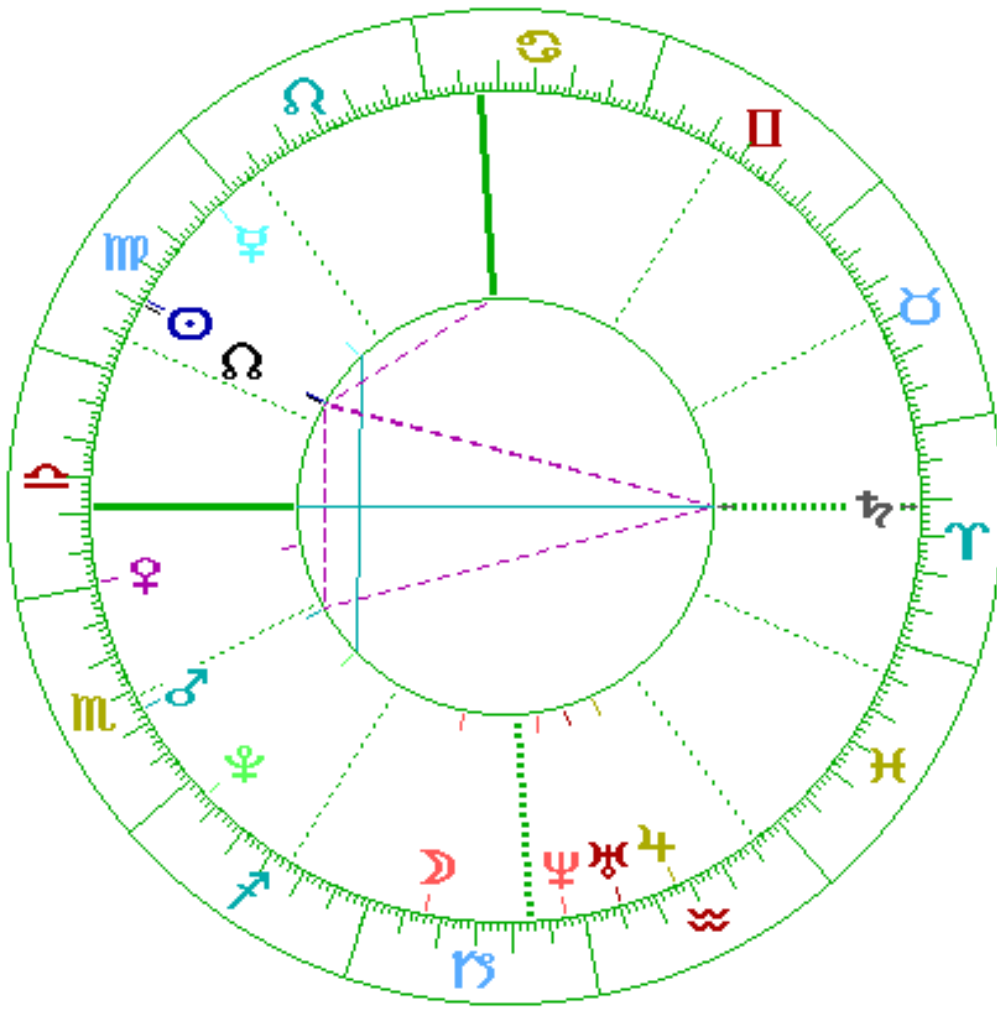


	Long.	Decl.
☉	18 46	4 N 27
☾	6 19	18 S 13
♁	2 51	9 N 40
♂	29 18	11 S 50
♂	18 04	18 S 05
♃	13 15R	17 S 48
♄	19 01R	4 N 56
♅	5 10R	19 S 36
♆	27 23R	20 S 17
♇	3 04	8 S 43
♁	19 44R	4 N 04
♂	19 31	4 N 09
♁	17 42	22 N 52

Manual Mode  
Regular Wheel  
Tropical

Lat. 41N36  
Long. 87W39

Current Positions  
Sep. 11, 1997 10:5:0 AM EDT



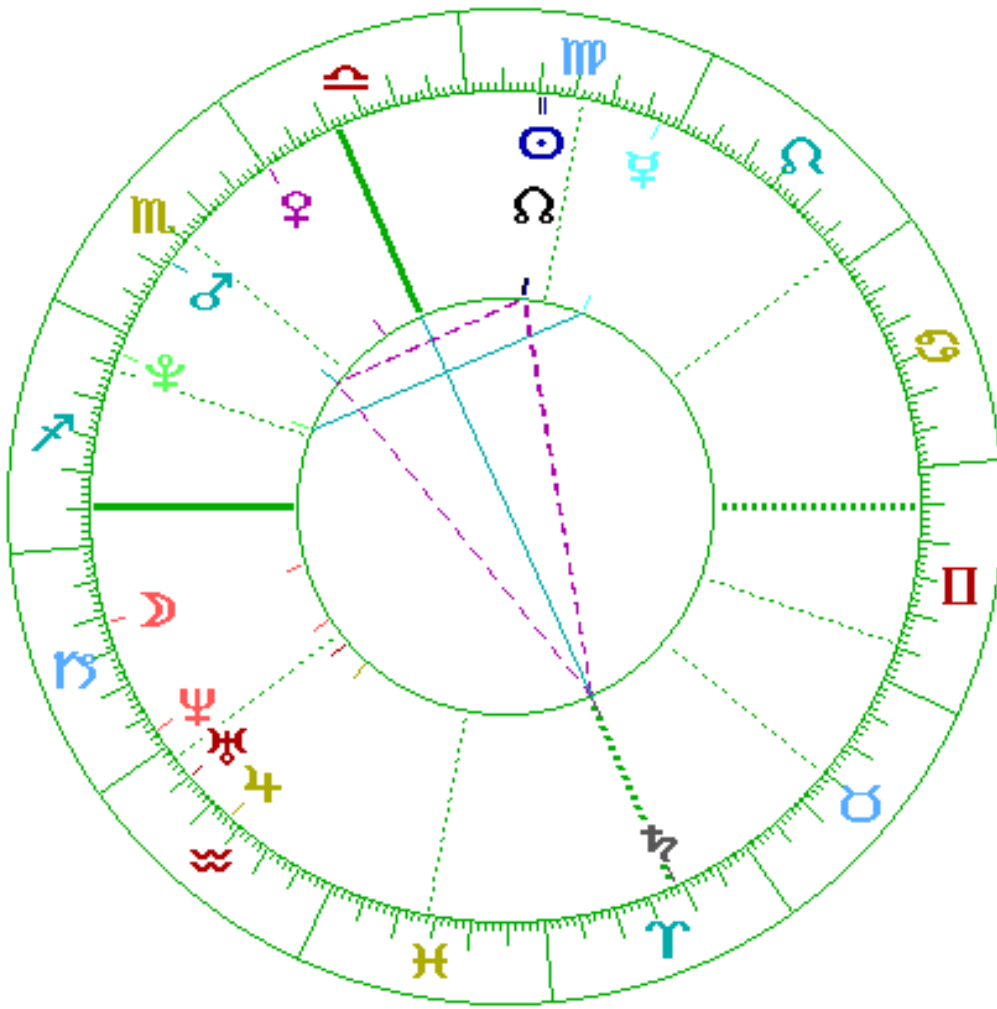
	Long.	Decl.
☉	18 52	4 N 24
☾	7 44	18 S 11
☿	2 53	9 N 42
♀	29 25	11 S 53
♂	18 09	18 S 07
♃	13 14R	17 S 48
♄	19 00R	4 N 56
♅	5 10R	19 S 36
♆	27 23R	20 S 17
♇	3 04	8 S 43
♁	19 44R	4 N 04
♂	18 59	7 S 26
♁	22 26	21 N 34

Manual Mode  
Regular Wheel  
Tropical

Lat. 41N26  
Long. 87W39

Current Positions  
Sep. 11, 1997 3:35:0 PM EDT

	Long.	Decl.
☉	19 06	4 N 19
☽	10 53	18 S 04
☿	2 56	9 N 44
♀	29 41	12 S 00
♂	18 18	18 S 09
♃	13 13R	17 S 48
♄	18 59R	4 N 55
♅	5 09R	19 S 36
♆	27 23R	20 S 17
♇	3 04	8 S 44
♁	19 44R	4 N 04
♂	24 41	23 S 20
♁	18 23	7 S 12



Manual Mode  
Regular Wheel  
Tropical

# ***AstroEcon***

## ***Financial Astrology***

### ***and Technical Analysis***

*On line continuously since January of 1996*

~~~~~

Lessons originally published by Robert Hitt for the AstroEcon website
Copyright 1997

[Back to the AstroEcon main menu](#)

Revised and copyrighted by Robert Hitt 10/6/2000

Lesson 10 Midpoint combinations

Midpoint combinations are not like aspects in that they are not based on a specific angular relationship between planets. Midpoint combinations, as I use them, involve 3 or more planets. For trading purposes I only use DIRECT contact when a planet passes over the exact midpoint between two planets or to the point opposite the midpoint of two planets in the zodiac. I know some astrologers use aspects (such as squares) to midpoints between two planets but that complicates things way too much to be useful in trading.

The most powerful kinds of midpoint combinations are ALSO complex aspect patterns such as the [GRAND TRINE](#), the [YOD](#) and the [T SQUARE](#).

Those rare times when many planets have one planet in focus by multiple midpoint relationships should be considered a key time to pay attention. A great example of one planet being at a midpoint of many was [July of 1996](#) when 6 planets were all focused on Saturn. The market suffered greatly just after this date.

Another example of a powerful midpoint combination is on [July 23 1998](#) when a New Moon, Neptune opposition will be the focus of Jupiter / Pluto and Mercury / Venus. This is a tremendously powerful combination that clearly focuses on Neptune's proclivity to be delusional as well as inspired. In the context of the stock market this should translate into active dip buying without discrimination. I would have to assume this is maximum mania that will be a potential opportunity to sell. As things turned out that is exactly what happened because the market sank to an extreme only a few weeks later.

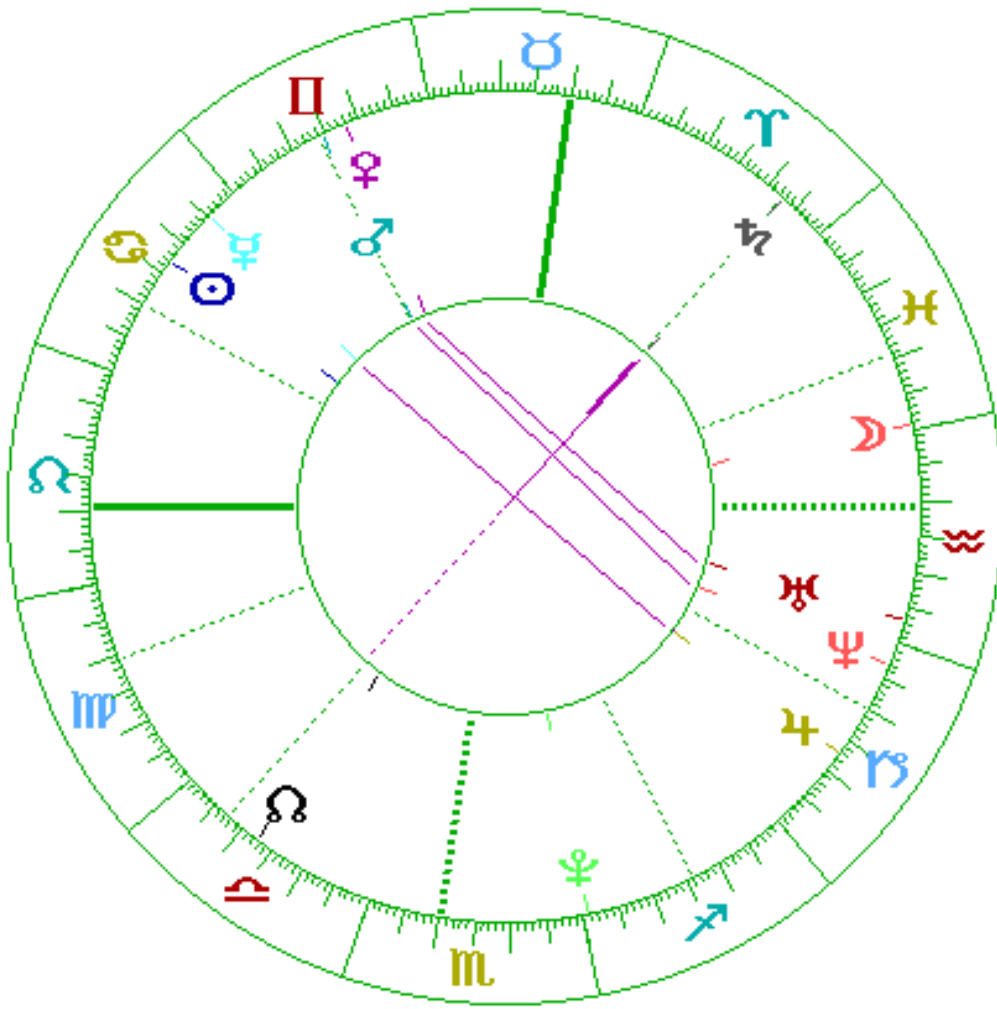
Midpoint combinations happen every day because the Moon moves very fast and makes many combinations. Not all of them are significant enough to be worth mentioning or keeping track of. I try to keep up with the important long term midpoint combinations involving the outer planets as much as possible. The most important midpoint combination I have found to date is the Uranus = Saturn / Pluto that was exact in 1776, 1852, 1929, and 1997. This combination was exact on [April 14 1997](#) on a significant market low. Without a great deal of market stimulation from high places a retracement rally out of this 4/14 low would almost certainly have resulted in a 1929 style market crash in May of 1997. I believe that "market protectors" got wind of the emerging danger of the technical pattern and negated the immediate danger by pushing through a balanced budget deal just in the nick of time. This put all sellers on hold until the legislation became law in August 1997. The manipulation of the market to boost it above the danger level DID result in a wild speculative summer rally in the US that eventually contributed to the Asian markets collapse in the fall of 1997. It is no coincidence that the very day the balanced budget deal became law in August the high before the October mini crash occurred. Man has proven he can distort the long term astro cycles but he can not completely escape them. The Asian markets are still to this day dealing with the deflationary consequences of the market manipulation that occurred in late April of 1997 which may eventually result in a more severe problem than if the market had been allowed to correct at a natural cycle period back in April and May of 1997.

Questions please ask. Your questions make it easier to refine these lessons. [Email me!](#)

Lat. 41N32
Long. 87W39

7 ♀ 14

Current Positions
July 4, 1996 9:30:0 AM EDT



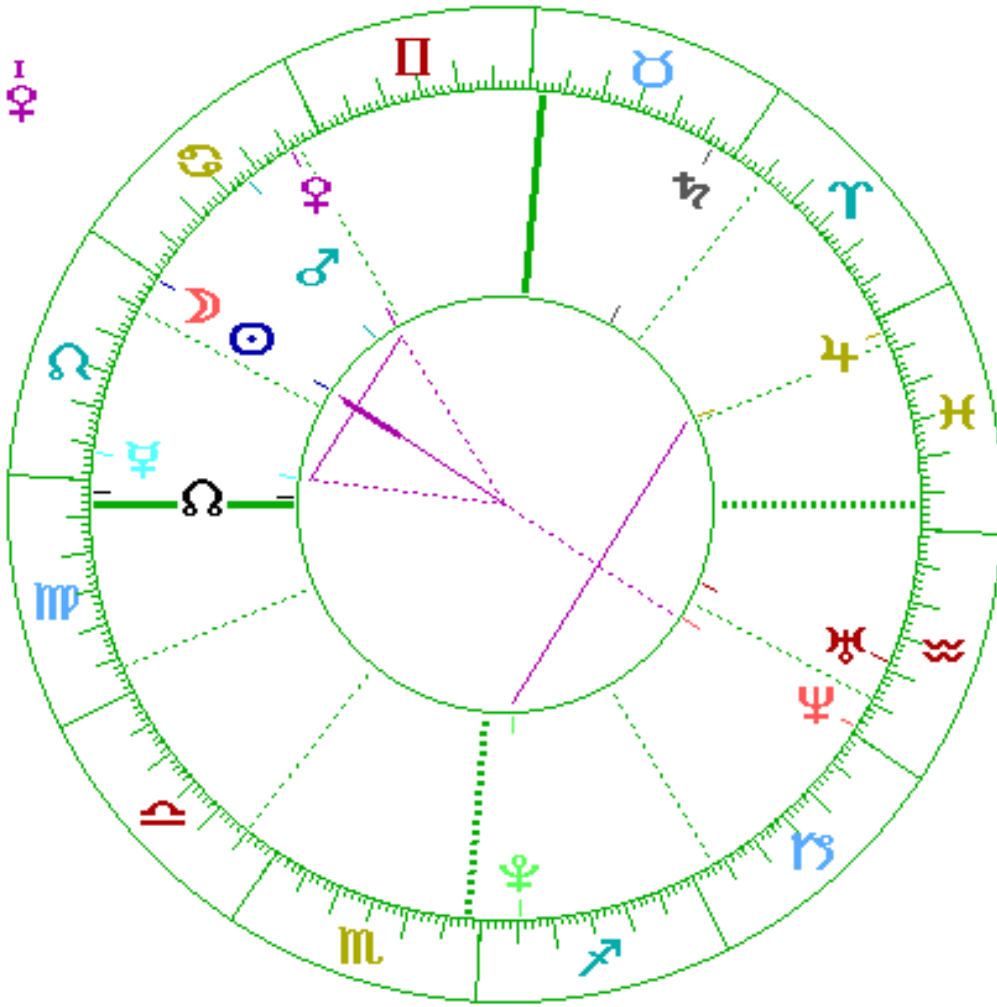
| | Long. | Decl. |
|---|--------|---------|
| ☉ | 12 50 | 22 N 49 |
| ☽ | 0 51 | 8 S 03 |
| ☿ | 4 41 | 23 N 54 |
| ♀ | 11 53 | 17 N 49 |
| ♂ | 15 29 | 22 N 48 |
| ♃ | 12 45R | 22 S 54 |
| ♄ | 7 14 | 0 N 44 |
| ♅ | 3 24R | 19 S 59 |
| ♆ | 26 44R | 20 S 20 |
| ♁ | 0 41R | 7 S 17 |
| ♂ | 12 25R | 4 S 54 |
| ♁ | 19 13 | 15 N 04 |
| ♁ | 10 06 | 14 N 51 |

Manual Mode
Regular Wheel
Tropical

Lat. 41N34
Long. 87W39

0 ♉ 23

Current Positions
July 23, 1998 9:30:0 AM EDT



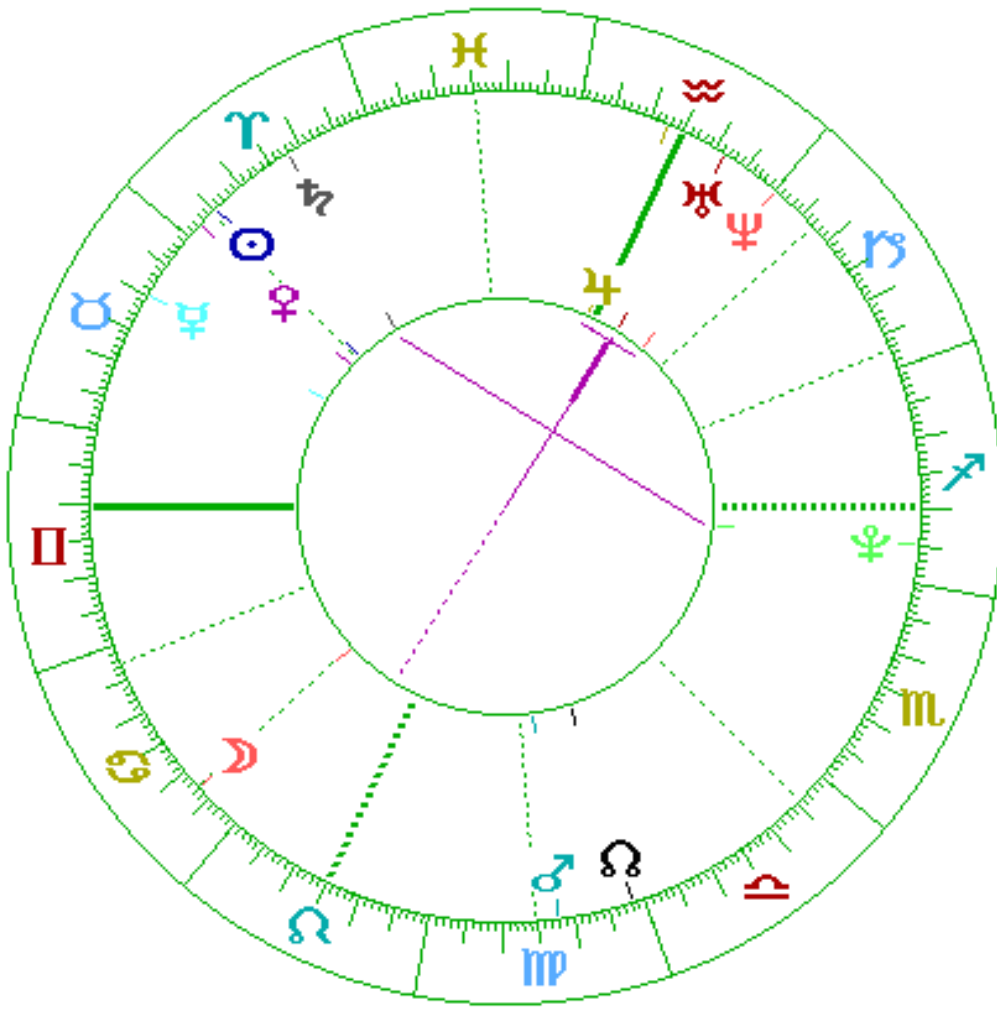
| | Long. | Decl. |
|---|--------|---------|
| ☉ | 0 30 | 20 N 03 |
| ☾ | 0 23 | 17 N 26 |
| ☿ | 26 00 | 10 N 57 |
| ♀ | 4 45 | 22 N 48 |
| ♂ | 11 32 | 23 N 41 |
| ♃ | 28 01R | 2 S 03 |
| ♄ | 3 10 | 10 N 14 |
| ♅ | 11 11R | 18 S 04 |
| ♆ | 0 47R | 19 S 39 |
| ♁ | 5 27R | 9 S 14 |
| ♂ | 1 40R | 10 N 53 |
| ♁ | 3 22 | 10 N 16 |
| ♁ | 28 11 | 19 N 45 |

Manual Mode
Regular Wheel
Tropical

8 ♊ 20

Current Positions
Apr. 14, 1997 9:30:0 AM EDT

Lat. 41N36
Long. 87W39



| | Long. | Decl. |
|---|--------|---------|
| ♁ | 24 38 | 9 N 33 |
| ♋ | 23 01 | 16 N 46 |
| ♃ | 9 39 | 17 N 35 |
| ♀ | 27 44 | 9 N 44 |
| ♂ | 17 51R | 7 N 18 |
| ♃ | 17 17 | 16 S 11 |
| ♄ | 12 05 | 2 N 45 |
| ♅ | 8 20 | 18 S 45 |
| ♆ | 29 53 | 19 S 46 |
| ♇ | 5 14R | 8 S 28 |
| ♁ | 28 26R | 0 N 37 |
| ♋ | 10 28 | 22 N 01 |
| ♊ | 15 09 | 16 S 18 |

Manual Mode
Regular Wheel
Tropical

ASPECTS

ASPECTS ARE THE ANGLES FROM ONE PLANET TO ANOTHER. THEY DEFINE RELATIONSHIPS

| | | | |
|-------------|---|---|---------|
| CONJUNCTION |  | BLENDS THE ENERGY OF THE PLANETS TOGETHER | 0 DEG |
| SEXTILE |  | PLANETS ENERGY TENDS TO ASSIST EACH OTHER | 60 DEG |
| SQUARE |  | PLANETS ENERGY IS AT ODDS TO EACH OTHER | 90 DEG |
| TRINE |  | HARMONIOUS RELATIONSHIP | 120 DEG |
| OPPOSITION |  | INHARMONIOUS BUT LESS SO THAN THE SQUARE | 180 DEG |

THE CONJUNCTION, SQUARE, AND OPPOSITION ARE MORE IMPORTANT TO TRADERS IN THAT THEY TEND TO PRODUCE CHANGE. THE SEXTILE AND TRINE TEND TO PRODUCE STABILITY AND TREND CONTINUATION.



Manual Mode
Regular Wheel
Tropical

| Search Show | | | | | | | | | | |
|---|------------|----------|-------------|-------------|-----|-----|-----|------|-----|-------|
| File View Filters Sort Layouts Searches | | | | | | | | | | |
| Print | QWhl | Chart | Merge | <Dy | Dy> | <Mn | Mn> | Inte | EST | Close |
| All | | | | | | | | | | |
| Aspect | Date | Time | P1 Pos. | P2 Pos | E | | | | | |
| ♄ -- □ ♀ | 03-16-2000 | 12:13 pm | 05° ♉ 50' | 05° ♋ 50' | Ex | | | | | |
| ♃ -- □ ♀ | 05-13-2000 | 03:36 am | 20° ♉ 46' | 20° ♋ 46' | Ex | | | | | |
| ♄ -- □ ♀ | 05-20-2000 | 08:15 am | 20° ♉ 49' | 20° ♋ 49' | Ex | | | | | |
| ♄ -- ♂ ♃ | 05-28-2000 | 11:02 am | 22° ♉ 43' | 22° ♉ 43' | Ex | | | | | |
| ♄ -- △ ♀ | 07-27-2000 | 06:22 am | 05° ♋ 12' | 05° ♋ 12' R | Ex | | | | | |
| ♄ -- ♀ ♀ | 09-04-2000 | 05:40 am | 10° ♋ 13' | 10° ♃ 13' | Ex | | | | | |
| ♄ -- ♀ ♀ | 10-13-2000 | 03:40 am | 10° ♋ 55' R | 10° ♃ 55' | Ex | | | | | |
| ♄ -- △ ♀ | 12-09-2000 | 09:22 am | 04° ♋ 37' R | 04° ♋ 37' | Ex | | | | | |
| ♄ -- △ ♀ | 04-05-2001 | 09:24 am | 08° ♋ 26' | 08° ♋ 26' | Ex | | | | | |
| ♄ -- ♀ ♀ | 05-06-2001 | 05:36 am | 14° ♋ 40' | 14° ♃ 40' R | Ex | | | | | |
| ♄ -- △ ♀ | 06-19-2001 | 07:21 am | 24° ♋ 40' | 24° ♋ 40' R | Ex | | | | | |
| ♃ -- △ ♀ | 06-25-2001 | 02:14 am | 08° ♋ 16' | 08° ♋ 16' R | Ex | | | | | |
| ♃ -- ♀ ♀ | 08-05-2001 | 11:45 am | 12° ♋ 37' | 12° ♃ 37' R | Ex | | | | | |
| ♃ -- ♀ ♀ | 11-02-2001 | 01:17 am | 13° ♋ 49' R | 13° ♃ 49' | Ex | | | | | |
| ♃ -- △ ♀ | 01-23-2002 | 03:18 am | 08° ♋ 16' R | 08° ♋ 16' | Ex | | | | | |
| ♃ -- △ ♀ | 04-01-2002 | 09:39 pm | 10° ♋ 31' | 10° ♋ 31' | Ex | | | | | |
| ♃ -- ♀ ♀ | 05-25-2002 | 09:26 pm | 16° ♋ 36' | 16° ♃ 36' R | Ex | | | | | |
| ♃ -- △ ♀ | 08-21-2002 | 02:13 am | 26° ♋ 48' | 26° ♋ 48' R | Ex | | | | | |
| ♄ -- ♀ ♀ | 09-11-2002 | 07:08 am | 08° ♌ 36' | 08° ♋ 36' R | Ex | | | | | |
| ♄ -- △ ♀ | 10-27-2002 | 06:20 pm | 15° ♌ 55' | 15° ♃ 55' | Ex | | | | | |
| ♃ -- △ ♀ | 12-16-2002 | 04:41 pm | 25° ♋ 40' R | 25° ♋ 40' | Ex | | | | | |
| ♄ -- △ ♀ | 12-18-2002 | 08:59 am | 17° ♌ 47' R | 17° ♃ 47' | Ex | | | | | |
| ♄ -- ♀ ♀ | 02-16-2003 | 04:14 am | 11° ♌ 17' R | 11° ♋ 17' | Ex | | | | | |
| ♄ -- ♀ ♀ | 06-02-2003 | 09:56 pm | 13° ♌ 06' | 13° ♋ 06' R | Ex | | | | | |
| ♃ -- △ ♀ | 06-24-2003 | 06:29 pm | 02° ♍ 42' | 02° ♃ 42' R | Ex | | | | | |
| ♄ -- △ ♀ | 07-01-2003 | 07:32 am | 18° ♌ 02' | 18° ♃ 02' R | Ex | | | | | |
| ♄ -- ♀ ♀ | 08-29-2003 | 11:36 pm | 00° ♌ 37' | 00° ♃ 37' R | Ex | | | | | |
| ♄ -- × ♃ | 11-01-2003 | 12:15 pm | 13° ♌ 12' | 13° ♍ 12' R | Ex | | | | | |
| ♄ -- × ♃ | 05-01-2004 | 03:30 pm | 08° ♌ 56' R | 08° ♍ 56' | Ex | | | | | |
| ♄ -- □ ♀ | 08-06-2004 | 04:14 pm | 19° ♌ 41' | 19° ♃ 41' R | Ex | | | | | |
| ♄ -- × ♃ | 08-17-2004 | 11:30 am | 21° ♌ 50' | 21° ♍ 50' | Ex | | | | | |
| ♄ -- △ ♀ | 11-29-2004 | 03:22 am | 12° ♌ 58' | 12° ♋ 58' | Ex | | | | | |

| Print | | QWhl | | Chart | | Merge | | <Dy | | Dy> | | <Mn | | Mn> | | Inte | | EDT | | Close | | ↓ | |
|---------|--|------|--|------------|----------|-----------|--|---------|--|--------|--|-----|--|-----|--|------|--|-----|--|-------|--|---|--|
| All | | ☉ | | ☽ | | ☾ | | ♂ | | ♀ | | ♁ | | ♂ | | ♁ | | ♁ | | ♁ | | + | |
| Aspect | | | | Date | | Time | | P1 Pos. | | P2 Pos | | | | | | | | | | | | | |
| ♀ - ♂ ♀ | | | | 08-31-2001 | 08:37 pm | 00° ♀ 00' | | | | | | | | | | | | | | | | | |
| ☽ - ♂ ♀ | | | | 09-01-2001 | 04:45 am | 22° ♀ 12' | | | | | | | | | | | | | | | | | |
| ♀ - ♂ ♀ | | | | 09-01-2001 | 11:55 am | 06° ♀ 32' | | | | | | | | | | | | | | | | | |
| ☽ - ♂ ♀ | | | | 09-01-2001 | 01:37 pm | 26° ♀ 35' | | | | | | | | | | | | | | | | | |
| ☽ - ♂ ♀ | | | | 09-01-2001 | 08:33 pm | 00° ♀ 00' | | | | | | | | | | | | | | | | | |
| ☽ - ♂ ♀ | | | | 09-02-2001 | 11:17 am | 10° ♀ 13' | | | | | | | | | | | | | | | | | |
| ☽ - ♂ ♀ | | | | 09-02-2001 | 05:17 pm | 10° ♀ 15' | | | | | | | | | | | | | | | | | |
| ☽ - ♂ ♀ | | | | 09-02-2001 | 05:43 pm | 10° ♀ 29' | | | | | | | | | | | | | | | | | |
| ☽ - ♂ ♀ | | | | 09-02-2001 | 09:57 pm | 12° ♀ 34' | | | | | | | | | | | | | | | | | |
| ☽ - ♂ ♀ | | | | 09-03-2001 | 01:46 am | 14° ♀ 28' | | | | | | | | | | | | | | | | | |
| ☽ - ♂ ♀ | | | | 09-04-2001 | 04:37 am | 27° ♀ 49' | | | | | | | | | | | | | | | | | |
| ☽ - ♂ ♀ | | | | 09-04-2001 | 08:59 am | 00° ♀ 00' | | | | | | | | | | | | | | | | | |
| ☽ - ♂ ♀ | | | | 09-04-2001 | 08:26 pm | 05° ♀ 45' | | | | | | | | | | | | | | | | | |
| ☽ - ♂ ♀ | | | | 09-04-2001 | 09:53 pm | 12° ♀ 35' | | | | | | | | | | | | | | | | | |
| ☽ - ♂ ♀ | | | | 09-04-2001 | 09:53 pm | 06° ♀ 28' | | | | | | | | | | | | | | | | | |
| ☽ - ♂ ♀ | | | | 09-05-2001 | 06:14 am | 10° ♀ 40' | | | | | | | | | | | | | | | | | |
| ☽ - ♂ ♀ | | | | 09-05-2001 | 07:05 am | 11° ♀ 05' | | | | | | | | | | | | | | | | | |
| ☽ - ♂ ♀ | | | | 09-05-2001 | 08:51 am | 06° ♀ 28' | | | | | | | | | | | | | | | | | |
| ☽ - ♂ ♀ | | | | 09-05-2001 | 10:02 am | 12° ♀ 35' | | | | | | | | | | | | | | | | | |
| ☽ - ♂ ♀ | | | | 09-05-2001 | 01:57 pm | 14° ♀ 34' | | | | | | | | | | | | | | | | | |
| ☽ - ♂ ♀ | | | | 09-06-2001 | 04:41 am | 22° ♀ 01' | | | | | | | | | | | | | | | | | |
| ☽ - ♂ ♀ | | | | 09-06-2001 | 01:04 pm | 12° ♀ 36' | | | | | | | | | | | | | | | | | |
| ☽ - ♂ ♀ | | | | 09-06-2001 | 06:32 pm | 29° ♀ 05' | | | | | | | | | | | | | | | | | |
| ☽ - ♂ ♀ | | | | 09-06-2001 | 08:19 pm | 00° ♀ 00' | | | | | | | | | | | | | | | | | |
| ☽ - ♂ ♀ | | | | 09-07-2001 | 00:12 am | 14° ♀ 37' | | | | | | | | | | | | | | | | | |
| ☽ - ♂ ♀ | | | | 09-07-2001 | 08:47 am | 06° ♀ 25' | | | | | | | | | | | | | | | | | |
| ☽ - ♂ ♀ | | | | 09-07-2001 | 05:43 pm | 11° ♀ 03' | | | | | | | | | | | | | | | | | |
| ☽ - ♂ ♀ | | | | 09-08-2001 | 00:03 am | 14° ♀ 21' | | | | | | | | | | | | | | | | | |
| ☽ - ♂ ♀ | | | | 09-08-2001 | 02:37 am | 15° ♀ 41' | | | | | | | | | | | | | | | | | |
| ☽ - ♂ ♀ | | | | 09-08-2001 | 06:15 am | 14° ♀ 39' | | | | | | | | | | | | | | | | | |
| ☽ - ♂ ♀ | | | | 09-08-2001 | 01:52 pm | 00° ♀ 00' | | | | | | | | | | | | | | | | | |
| ☽ - ♂ ♀ | | | | 09-08-2001 | 02:31 pm | 21° ♀ 56' | | | | | | | | | | | | | | | | | |
| ☽ - ♂ ♀ | | | | 09-08-2001 | 10:30 pm | 11° ♀ 14' | | | | | | | | | | | | | | | | | |
| ☽ - ♂ ♀ | | | | 09-09-2001 | 05:42 am | 00° ♀ 00' | | | | | | | | | | | | | | | | | |
| ☽ - ♂ ♀ | | | | 09-09-2001 | 05:32 pm | 06° ♀ 22' | | | | | | | | | | | | | | | | | |
| ☽ - ♂ ♀ | | | | 09-10-2001 | 00:39 am | 12° ♀ 37' | | | | | | | | | | | | | | | | | |
| ☽ - ♂ ♀ | | | | 09-10-2001 | 05:01 am | 12° ♀ 37' | | | | | | | | | | | | | | | | | |
| ☽ - ♂ ♀ | | | | 09-10-2001 | 05:29 am | 12° ♀ 53' | | | | | | | | | | | | | | | | | |
| ☽ - ♂ ♀ | | | | 09-10-2001 | 08:50 am | 14° ♀ 43' | | | | | | | | | | | | | | | | | |
| ☽ - ♂ ♀ | | | | 09-10-2001 | 01:47 pm | 17° ♀ 27' | | | | | | | | | | | | | | | | | |
| ☽ - ♂ ♀ | | | | 09-10-2001 | 03:00 pm | 18° ♀ 08' | | | | | | | | | | | | | | | | | |
| ☽ - ♂ ♀ | | | | 09-10-2001 | 09:42 pm | 21° ♀ 51' | | | | | | | | | | | | | | | | | |
| ☽ - ♂ ♀ | | | | 09-11-2001 | 12:10 pm | 00° ♀ 00' | | | | | | | | | | | | | | | | | |

| | | | | | | | |
|---|---|---|------------|-------|----|-------------|---------------|
| ☽ | ♁ | ♁ | 09-10-2001 | 09:42 | pm | 21° 11' 51" | 21° 33' 51" R |
| ☽ | ♂ | ♁ | 09-11-2001 | 12:10 | pm | 00° 00' 00" | |
| ☽ | ♂ | ♂ | 09-11-2001 | 02:56 | pm | 01° 00' 35" | 01° 18' 35" |
| ♀ | - | ♂ | 09-11-2001 | 06:06 | pm | 14° 00' 46" | 14° 11' 46" |
| ☽ | ♂ | ♂ | 09-12-2001 | 08:33 | am | 11° 00' 44" | 11° 00' 44" |
| ☽ | □ | ♀ | 09-12-2001 | 03:33 | pm | 15° 00' 50" | 15° 00' 50" |
| ☽ | ✕ | ☉ | 09-12-2001 | 11:17 | pm | 20° 00' 24" | 20° 00' 24" |
| ☽ | ♂ | ♁ | 09-13-2001 | 03:16 | pm | 00° 00' 00" | |
| ☽ | ♂ | ♁ | 09-14-2001 | 01:36 | am | 06° 00' 18" | 06° 00' 18" R |
| ♀ | - | ♂ | 09-14-2001 | 03:06 | am | 21° 00' 45" | 21° 00' 45" R |
| ☽ | ♁ | ♁ | 09-14-2001 | 11:58 | am | 12° 00' 40" | 12° 00' 40" |
| ☽ | ✕ | ♂ | 09-14-2001 | 03:27 | pm | 14° 00' 50" | 14° 11' 50" |
| ☽ | ✕ | ♀ | 09-14-2001 | 09:12 | pm | 18° 00' 25" | 18° 00' 25" |
| ☽ | ♂ | ♁ | 09-15-2001 | 02:29 | am | 21° 00' 43" | 21° 00' 43" R |
| ☽ | ♂ | ♀ | 09-15-2001 | 04:35 | am | 23° 00' 02" | 23° 00' 02" |
| ☽ | ♂ | ♁ | 09-15-2001 | 03:40 | pm | 00° 00' 00" | |
| ☽ | ♁ | ♂ | 09-15-2001 | 09:48 | pm | 03° 00' 53" | 03° 18' 53" |
| ☽ | ✕ | ♂ | 09-16-2001 | 11:05 | am | 12° 00' 18" | 12° 00' 18" |
| ☽ | □ | ♁ | 09-16-2001 | 11:42 | am | 12° 00' 42" | 12° 00' 42" |
| ☽ | □ | ♂ | 09-16-2001 | 03:08 | pm | 14° 00' 52" | 14° 11' 52" |
| ☽ | ♂ | ☉ | 09-17-2001 | 06:27 | am | 24° 00' 36" | 24° 00' 36" |
| ☽ | ♂ | ♁ | 09-17-2001 | 03:00 | pm | 00° 00' 00" | |
| ♀ | - | ♁ | 09-17-2001 | 09:51 | pm | 21° 00' 37" | 21° 00' 37" R |
| ☽ | □ | ♂ | 09-17-2001 | 10:58 | pm | 05° 00' 01" | 05° 18' 01" |
| ☽ | ♁ | ♁ | 09-18-2001 | 00:54 | am | 06° 00' 14" | 06° 00' 14" R |
| ☽ | □ | ♂ | 09-18-2001 | 11:02 | am | 12° 00' 34" | 12° 00' 34" |
| ☽ | ✕ | ♁ | 09-18-2001 | 11:17 | am | 12° 00' 43" | 12° 00' 43" |
| ☽ | ♁ | ♂ | 09-18-2001 | 02:48 | pm | 14° 00' 54" | 14° 11' 54" |
| ☽ | ♁ | ♁ | 09-19-2001 | 01:38 | am | 21° 00' 35" | 21° 00' 35" R |
| ☽ | ♂ | ♀ | 09-19-2001 | 03:40 | am | 22° 00' 50" | 22° 00' 50" |
| ☽ | ✕ | ♀ | 09-19-2001 | 12:38 | pm | 28° 00' 18" | 28° 00' 18" |
| ☽ | ♂ | ♁ | 09-19-2001 | 03:27 | pm | 00° 00' 00" | |
| ☽ | □ | ♁ | 09-20-2001 | 01:48 | am | 06° 00' 12" | 06° 00' 12" R |
| ☽ | ✕ | ♂ | 09-20-2001 | 01:50 | am | 06° 00' 13" | 06° 18' 13" |
| ☽ | ♁ | ♂ | 09-20-2001 | 01:03 | pm | 12° 00' 50" | 12° 00' 50" |
| ♀ | - | ♂ | 09-20-2001 | 10:09 | pm | 00° 00' 00" | |
| ☽ | □ | ♁ | 09-21-2001 | 04:04 | am | 21° 00' 32" | 21° 00' 32" R |
| ☽ | ✕ | ☉ | 09-21-2001 | 05:09 | pm | 28° 00' 57" | 28° 00' 57" |
| ☽ | ♂ | ♂ | 09-21-2001 | 07:03 | pm | 00° 00' 00" | |
| ☽ | □ | ♀ | 09-21-2001 | 09:08 | pm | 01° 00' 10" | 01° 11' 10" |
| ☽ | ✕ | ♁ | 09-22-2001 | 06:10 | am | 06° 00' 10" | 06° 00' 10" R |
| ☽ | ♂ | ♁ | 09-22-2001 | 06:18 | pm | 12° 00' 47" | 12° 00' 47" |
| ☉ | - | ♂ | 09-22-2001 | 07:05 | pm | 00° 00' 00" | |
| ☽ | ♂ | ♂ | 09-22-2001 | 10:19 | pm | 14° 00' 57" | 14° 11' 57" |
| ☽ | ✕ | ♁ | 09-23-2001 | 10:31 | am | 21° 00' 28" | 21° 00' 28" R |
| ☽ | ✕ | ♀ | 09-23-2001 | 08:32 | pm | 26° 00' 44" | 26° 00' 44" |
| ☽ | ♂ | ♁ | 09-24-2001 | 02:49 | am | 00° 00' 00" | |
| ☽ | □ | ♁ | 09-24-2001 | 05:22 | am | 01° 00' 24" | 01° 00' 24" |

| | | | | | | | |
|---|----|---|------------|-------|----|-------------|---------------|
| ☾ | ♂ | ♏ | 09-24-2001 | 02:49 | am | 00° 18' 00" | |
| ☾ | ☐ | ♏ | 09-24-2001 | 05:32 | am | 01° 18' 24" | 01° 02' 24" |
| ☾ | △ | ♀ | 09-24-2001 | 11:11 | am | 04° 18' 19" | 04° 18' 19" |
| ☾ | ♂ | ♏ | 09-24-2001 | 08:16 | pm | 08° 18' 59" | 08° 18' 59" |
| ☾ | ♂ | ♏ | 09-25-2001 | 04:57 | am | 13° 18' 24" | 13° 02' 24" |
| ☾ | ☐ | ♏ | 09-26-2001 | 10:39 | am | 28° 18' 17" | 28° 02' 17" |
| ☾ | ♂ | ♏ | 09-26-2001 | 02:05 | pm | 00° 00' 00" | |
| ♃ | -- | ♏ | 09-26-2001 | 07:31 | pm | 14° 02' 58" | R |
| ☾ | △ | ♏ | 09-26-2001 | 10:15 | pm | 04° 00' 03" | 04° 02' 03" |
| ☾ | ♂ | ♏ | 09-27-2001 | 02:25 | am | 06° 00' 07" | 06° 00' 07" R |
| ☾ | ✕ | ♏ | 09-27-2001 | 04:07 | pm | 12° 00' 53" | 12° 02' 53" |
| ☾ | △ | ♃ | 09-27-2001 | 08:22 | pm | 14° 00' 58" | 14° 02' 58" R |
| ☾ | ♂ | ♏ | 09-28-2001 | 09:16 | am | 21° 00' 20" | 21° 00' 20" R |
| ☾ | ♂ | ♏ | 09-28-2001 | 09:16 | am | 21° 00' 20" | 21° 00' 20" R |
| ☾ | ♂ | ♏ | 09-28-2001 | 09:16 | am | 21° 00' 20" | 21° 00' 20" R |
| ☾ | ♂ | ♏ | 09-29-2001 | 00:10 | am | 06° 02' 05" | 06° 00' 05" R |
| ☾ | ♂ | ♏ | 09-29-2001 | 01:28 | am | 29° 00' 19" | 29° 02' 19" |
| ☾ | ♂ | ♏ | 09-29-2001 | 02:51 | am | 00° 00' 00" | |
| ☾ | ♂ | ♏ | 09-30-2001 | 01:26 | am | 11° 00' 10" | 11° 02' 10" |
| ☾ | ♂ | ♏ | 09-30-2001 | 03:25 | am | 12° 00' 10" | 12° 02' 10" |
| ☾ | ♂ | ♏ | 09-30-2001 | 03:25 | am | 12° 00' 10" | 12° 02' 10" |
| ☾ | ☐ | ♏ | 09-30-2001 | 04:57 | am | 12° 00' 55" | 12° 02' 55" |
| ☾ | △ | ♏ | 09-30-2001 | 07:01 | am | 13° 00' 57" | 13° 02' 57" |
| ☾ | ☐ | ♃ | 09-30-2001 | 09:03 | am | 14° 00' 58" | 14° 02' 58" R |

[Please use this link to go to the MAIN AstroEcon home page.](#)

AstroEcon

Financial Astrology and Technical Analysis

On line continuously since January of 1996

~~~~~

[Click here for Astrology basic training lessons for traders.](#)

[Disclaimer](#)

[Long Term Aspectarian](#)

[Symbols Key](#) ~~~ [Aspects Key](#)

**AstroEcon is a resource for investors and traders seeking an answer to the question, "Do astrological influences or planetary cycles have anything to do with stock market movement or economic cycles?" Those of us who have taken the time to investigate the matter believe the answer is clearly YES.**

**What we do at AstroEcon is not only tell you WHEN but also WHY.**

Sign up for service using

[The SECURE FORM for next day access. CLICK HERE](#)

## **AstroEcon Free Weekend Update**

For information on subscriptions please [CLICK HERE](#)

~~~~~

Please note.

I announced on Thursday July 12th that AstroEcon is going to be published only in a weekly format after July 27th. I took this step because I have accepted a job (a very good job) and my employer wants some exclusivity. I insisted that I be allowed to continue my weekly subscriber posting for various reasons. Most importantly, I have friends I want to keep in touch with. I have more teaching to do as well because in the end one of my goals is to make astrology as natural a subject to know about as the weather.

The weekly subscriber updates will improve to some degree over the next few months with the addition of some tutorials. (aimed at subscribers who want to learn) The finer points of doing mid week adjustments and intraday work will be dealt with. I think my weekly work along with the addition of some independent thinking on subscribers part will actually improve the results. I have been spoon feeding on a daily basis for 5 years and it is time to get subscribers out of the nest to fly on their own.

After giving away free postings here for 5 years it is no longer necessary. A weekly subscription is 200 dollars a year at this time. That is less than 5 dollars a week.

[MAIN AstroEcon home page.](#)

[Back to AstroEcon Home page.](#) For information on subscriptions please [CLICK HERE](#)

Subscribe right now!
[SECURE FORM CLICK HERE](#)

Please read this disclaimer:

Futures trading involves risk, is not for everyone, and only risk capital should be used. Past performance in not necessarily indicative of future results. All of the information presented herein is the opinion of the author, who will not be held liable for the trading results of anyone who uses this information to trade an account.

[Click here for
Astrology basic training
lessons for traders.](#)

[Click here for Subscription information](#)

[CLICK HERE TO RE-SUBSCRIBE](#)

[Click to Email : Robert Hitt at AstroEcon](#)

AstroEcon

Financial Astrology

and Technical Analysis

On line continuously since January of 1996

~~~~~

Lessons originally published by Robert Hitt for the AstroEcon website  
Copyright 1997

[Back to the AstroEcon main menu](#)

## **Lesson 6 B**

### **Putting Astro to Use for trading**

Revised and copyrighted by Robert Hitt 10/6/2000

Now that you have gone through the first 5 lessons you should have some idea what you are looking at. The best way to show you how use astro for trading is to show you one step at a time what was done in one time period.

#### **HERE IS A PRACTICAL EXAMPLE OF ASTROLOGY IN ACTION**

**This was taken directly from the subscriber updates posted from 11/28/2000 into 12/6/2000.**

**During this period the Nasdaq made a low on 11/30/2000 at 2523  
and rose to 2878 on the open on 12/6/2000**

[Here is a 30 minute bar chart of the period from November 22nd to December 7th](#)

[Here is a list of the aspects from 11/29/2000 till 12/5/2000.](#)

#### **PM update Wednesday 11/28/2000**

**Today was not as extremely negative during regular trading as tomorrow should be. We are due for a capitulation day and all the astro ingredients are in place for one between now and Friday morning. The addition of an emotionally confusing Moon Neptune conjunction into the astro mix at 6:23 PM will only aggravate the worry factor from Mercury opposition Saturn exact on Friday morning at 9:08 AM.**

**NOTE**

**Mercury aspects OFTEN manifest early. My focus is for a poor close on Thursday and a general lightening up of mental anguish as Friday goes along. This does not mean Friday is going to be an up day but we may see a candlestick that will attract buyers on Monday.**

**I still like a dip on Friday to buy but frankly the after hours this evening is SCARY. I hope we see a complete trashing Thursday so I wont have to wonder how much downside is left.**

**AM UPDATE Monday 12/5/2000**

Yesterday was a day when almost anyone who was paying attention could feel the astro. The tension from the night before on the first quarter moon reached a crescendo early before trading even started at the time the news item everyone was waiting for was delayed (court action favoring Bush). The announcement was postponed from early morning until 2 PM almost exactly at the time of the Sun Pluto conjunction at 9:03 AM 12/4. That left many traders (including myself) in a vulnerable position. I felt like I was twisting in the breeze at the whim of some dangerous and chaotic element ready to spring out of nowhere. It truly was a sense of immanent danger and being overly exposed to it. As the morning wore on and the Dow began to establish a solid uptrend while Nasdaq refused to buckle into a complete breakdown the tension level slowly began to ease. The discomfort level remained relatively high even though the US Supreme court appeared to rule slightly in favor of Bush at noon. Right after the US supreme court ruling the announcement that Florida Judge Sauls ruling would be delayed again raised the heat level even further.

The Sun Pluto conjunction was in the early morning. As this intense aspect separated during the day a Venus trine to Saturn (due at 10:55 PM) was slowly becoming exact. Venus and Saturn in trine is a calm contained sense of emotional balance to some and a sense of emotional containment to others. The inflection point where there was a definite changeover was 4:45 PM on the announcement from Florida that Gore's case had been trashed to the point of permanent damage. The sense of relief washed over the markets like a cool shower on a blazing hot day. The S&P Futures reacted immediately by jumping well over 10 points to a premium above fair value of at least 12-15 points. I know I felt the changeover in astro intensely and I assume many of you did also.

The positive traders reaction to Judge Sauls ruling was originally due out in the early morning about 9 AM. Had this news (which amounted to a defeat for Gore) been exactly on time the markets would have reacted exactly on time in the morning by rising sharply near the open. The way things turned out yesterday is a GREAT EXAMPLE to remember about how EVENTS interact with the astro to skew the timing. The intense astro forces needed to produce an impulse rally were present at 9:03 AM but the free will of man was still in play enough to delay the manifestation in price for a while. The net effect may be to dampen the reaction to some degree but most of the upside potential should still play out.

**The NEXT DAY ON DECEMBER 5TH, RIGHT OFF THE OPEN, WAS THE START OF THE BIGGEST RALLY IN NASDAQ HISTORY. Because we knew that an extreme in negative sentiment had occurred on 11/30 and knew that optimism would be present on 12/6 AstroEcon subscribers were**

long and reaped the entire profit of that rally.

### **PM update Tuesday 12/5/2000**

**IS EVERYONE HAPPY???**

**Aint astrology AMAZING!!!. Geez we went from death's door to the pearly gates in just a few days and it was timed perfectly by the Mercury aspects to Saturn Friday and then Jupiter tomorrow. It does not get any better than this. Believe me, I have been following astro for years and it gets more interesting every day.**

**Nasdaq had the best rally in history today. The rise has been about 15% since the low on 11/30. I believe this about does it for the wave 3 of A phase with only a touchup rally due tomorrow to make some minor degree highs in certain sectors.**

**The exact Mercury Jupiter opposition is at 8:11 PM on Wednesday but we know the maximum effect is likely to be early. We also know this aspect is OVERLY optimistic so late buyers are being foolish which does not often go unpunished.**

**So we should expect a top Wednesday and profit taking on Thursday. The timing of some court action should be a negative factor on Thursday. What looked like a done deal about Gore quitting may encounter a small bit of doubt. The drop should not be dramatic but probably will be big enough to unnerve anyone who got long late today.**

### **AM update 12/6/2000**

**Take the money and run. MOST OF THE LONG SIDE MONEY HAS BEEN MADE ALREADY at least for the near term.**

**We should have brief touch up rallies today that will give anyone still long a chance to reap most of what was gained yesterday. I doubt we see more than that. You must choose RIGHT NOW if you will take the profit and be happy or place a sell stop well below where you think a retrace over the next few days will drop into. Hanging on for more needs to be examined to see if it is due to excessive greed. Remember only a few short days ago was the depths of hell for bulls.**

---

## **BOTTOM LINE?**

**AstroEcon readers were long for the best rally in Nasdaq history from 12/1 and held that trade until the morning of 12/6 when it was covered at between 10 and 15% profit in only a few days.**

**The series of events detailed above is ALSO as good an example of why an understanding of ALL four forces at work in the markets is necessary. Astro, technical, fundamental AND political influences are at work to some degree at all times. Ignore one and the result is less accurate judgment. Ignore two and the**

result is no better than 50/50 of getting it right. Only using one factor and you may as well go to a casino because you have better odds there. No wonder the notion that market timing is impossible is prevalent.

**IT IS HARD WORK.**

**Questions please ask. Your questions make it easier to refine these lessons. [Email me!](#)**



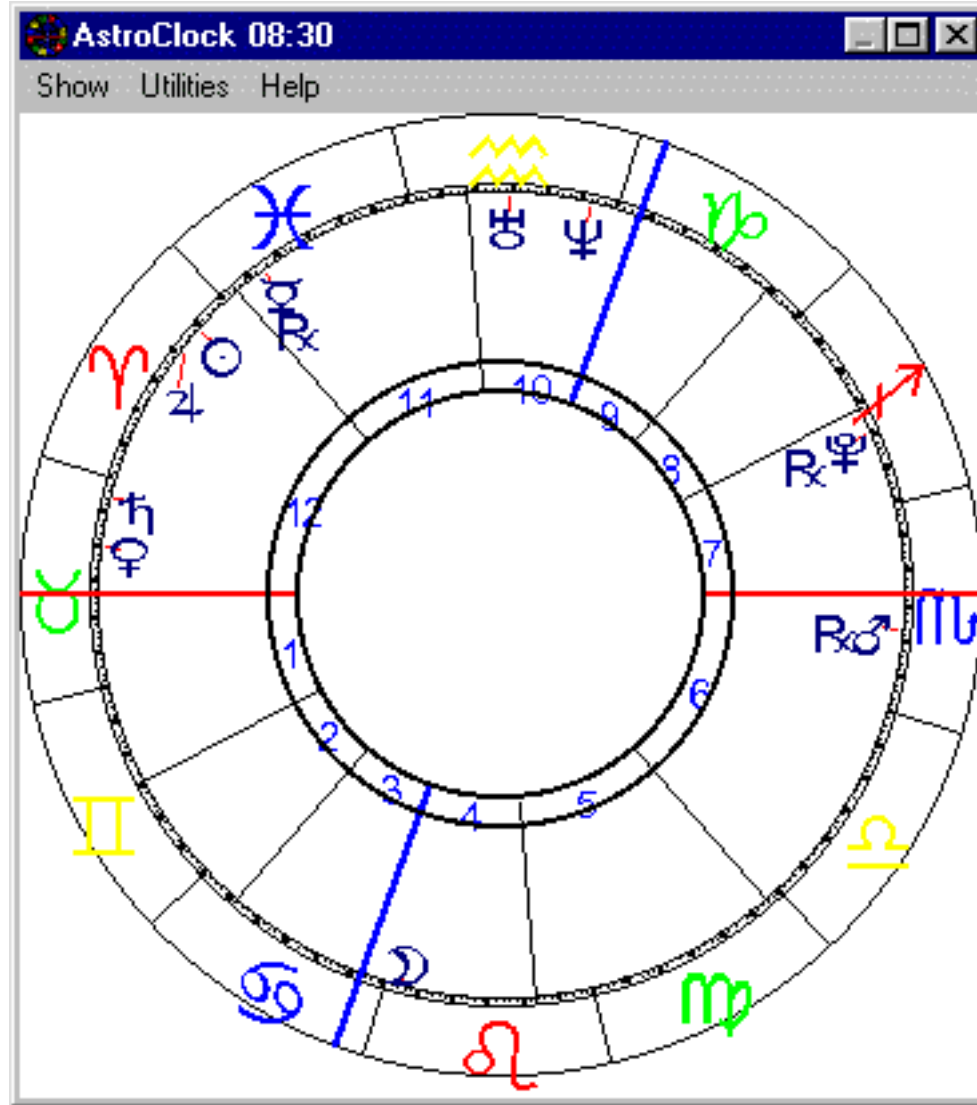
Search Show										
File View Filters Sort Layouts Searches										
Print	QWhl	Chart	Merge	<Dy	Dy>	<Mn	Mn>	Inte	EST	Close
All										
Aspect	Date	Time	P1 Pos.	P2 Pos	E					
	11-29-2000	03:58 am	15°	15°	Ex					
	11-29-2000	12:50 pm	19°	19°	Ex					
	11-29-2000	09:48 pm	24°	24°	Ex					
	11-30-2000	02:35 am	26°	26°	Ex					
	11-30-2000	09:28 am	00°							
	11-30-2000	06:23 pm	04°	04°	Ex					
	11-30-2000	09:10 pm	05°	05°	Ex					
	12-01-2000	04:51 am	09°	09°	Ex					
	12-01-2000	09:08 am	26°	26°	Ex					
	12-01-2000	11:11 am	12°	12°	Ex					
	12-01-2000	08:17 pm	17°	17°	Ex					
	12-01-2000	09:01 pm	17°	17°	Ex					
	12-02-2000	11:19 am	17°	17°	Ex					
	12-02-2000	03:11 pm	26°	26°	Ex					
	12-02-2000	07:52 pm	28°	28°	Ex					
	12-02-2000	10:24 pm	00°							
	12-03-2000	09:14 am	05°	05°	Ex					
	12-03-2000	03:27 pm	00°							
	12-03-2000	10:57 pm	12°	12°	Ex					
	12-03-2000	11:46 pm	12°	12°	Ex					
	12-04-2000	09:03 am	12°	12°	Ex					
	12-04-2000	10:55 pm	26°	26°	Ex					
	12-05-2000	02:07 am	26°	26°	Ex					
	12-05-2000	02:28 am	26°	26°	Ex					
	12-05-2000	09:19 am	00°							
	12-05-2000	03:09 pm	03°	03°	Ex					
	12-05-2000	05:52 pm	04°	04°	Ex					
	12-05-2000	06:57 pm	05°	05°	Ex					
	12-06-2000	09:23 am	12°	12°	Ex					
	12-06-2000	01:18 pm	14°	14°	Ex					
	12-06-2000	01:50 pm	04°	04°	Ex					
	12-06-2000	06:11 pm	17°	17°	Ex					
	12-06-2000	08:11 pm	04°	04°	Ex					
	12-06-2000	10:52 pm	20°	20°	Ex					

# AstroEcon

## VEGA Astro Clock setup instructions

First go to the [Vega software site](#) and click on **download astroclock 3.0** link at the bottom of the page.

After the short download click on the setup icon seen on your desk top and the program will self install. You will see THIS on your screen. This will update every minute in real time.



Now you must set up the clock for your particular purpose. The version of the clock you just downloaded can be used for both transit to transit aspects and transit to natal aspects with different orbs. If you chose to only use the freeware features you can have the clock set for any location in the world but will not be able to see transit lists. Below are detailed instructions on setting the clock.

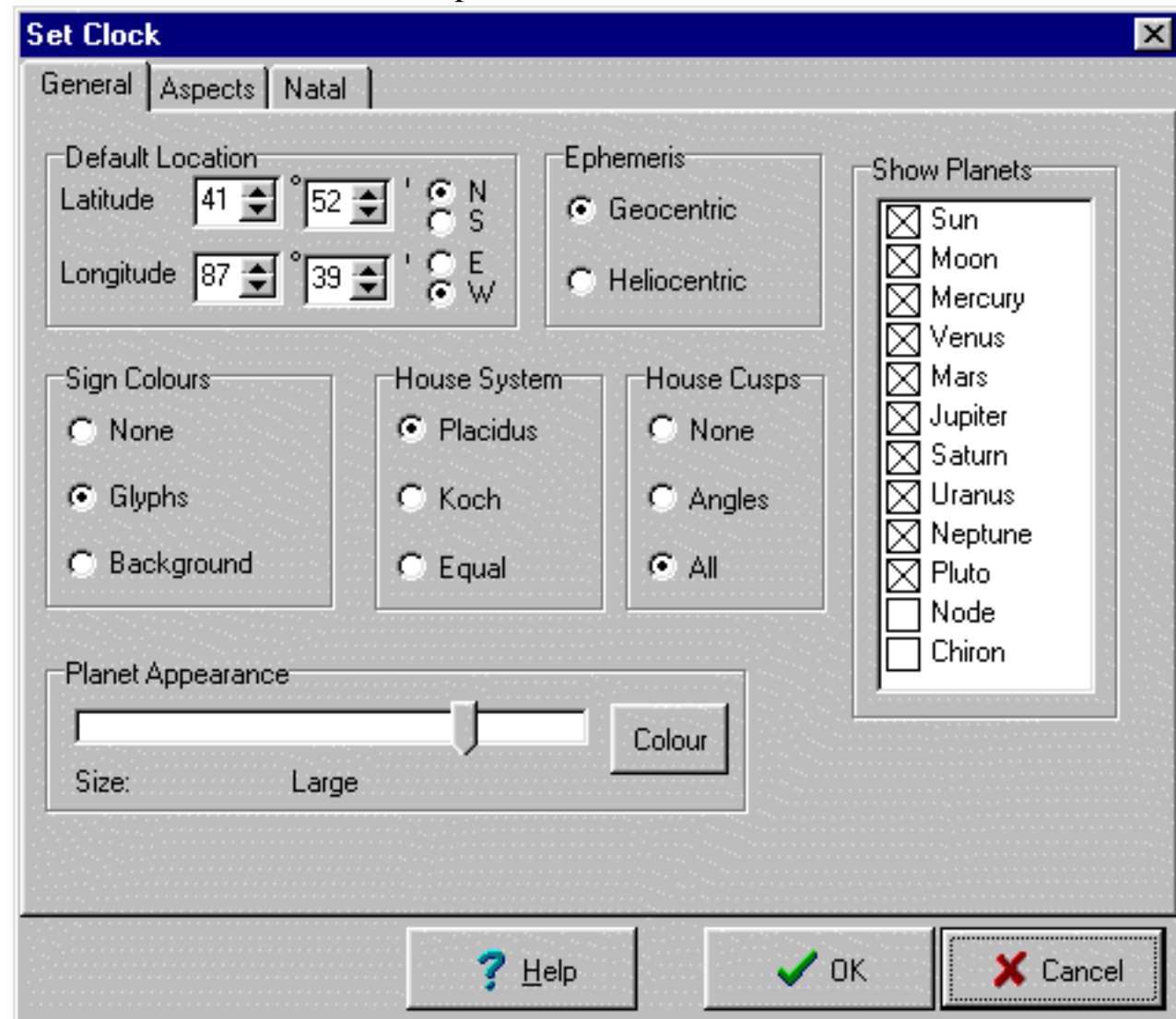


First I will go over the settings for the clock as it relates to the Chicago angles that I use in my AM intraday updates. You may also set this clock for NYC, London, Tokyo, or anywhere else but I use Chicago because THAT is where the S&P futures are traded.

To set the clock up the way I use it on the AM Intraday update follow these simple instructions for setting the clock to Chicago.

1 \*\* Click on the drop down menu called Utilities then hit settings.

The first tab is **General**. Set it up to look EXACTLY like this

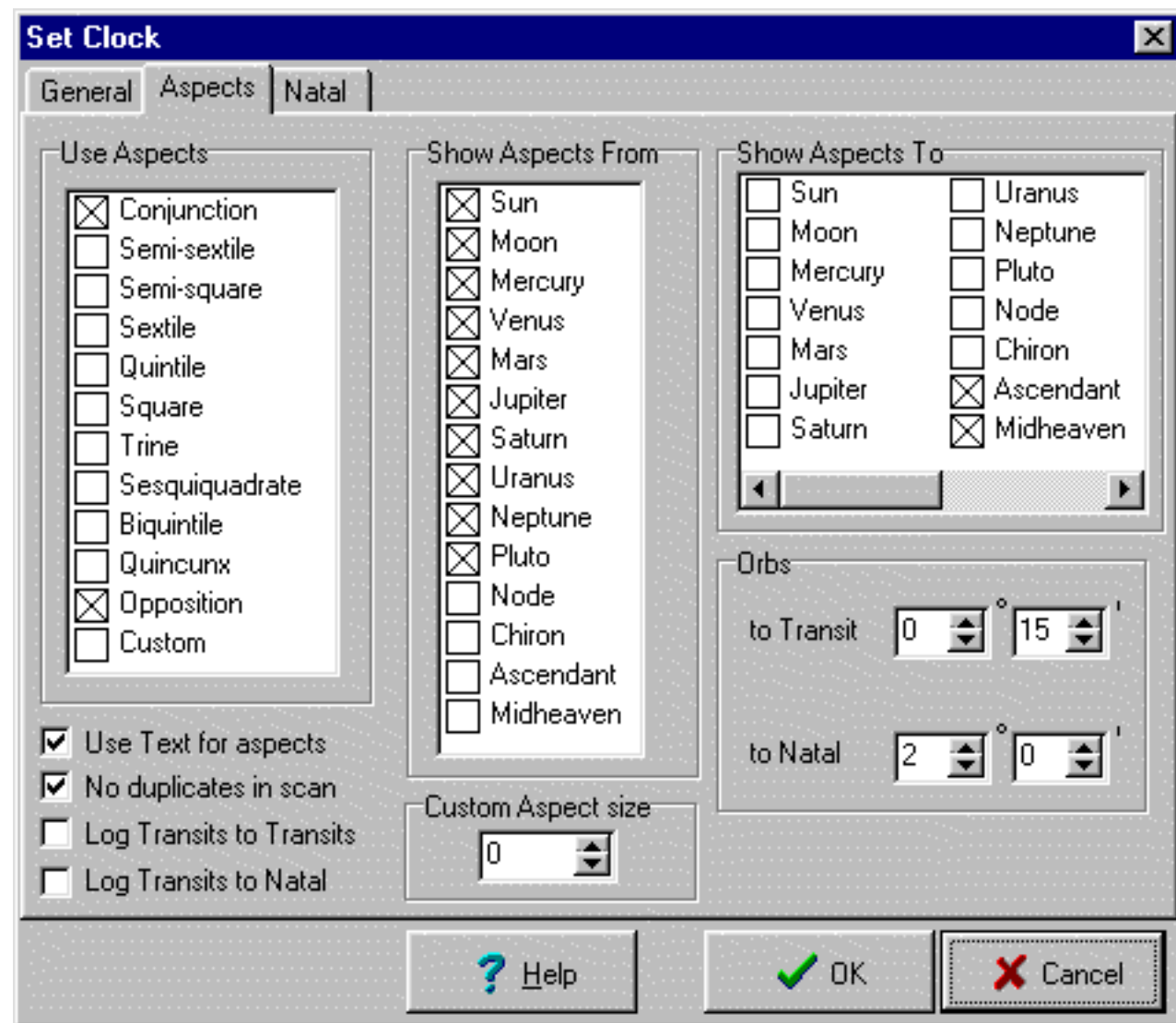


**IF YOU HAVE PAID THE LICENCE FEE TO VEGA SOFTWARE YOU CAN SET UP THE CLOCK TO DO MUCH MORE. ALL INSTRUCTIONS BELOW RELATE TO SPECIAL FEATURES THAT ARE NOT FREE BUT ARE WELL WORTH THE SMALL PRICE.**

2 \*\* Now set up the aspects tab to look like this for the kind of transit to transit work we do on the



Chicago markets. (Note other kinds of astro work require different settings which we will deal with later). What we want is to **ONLY** list aspects to the 4 major angles at Chicago so as to not overly complicate our analysis with too much information. **ONLY SELECT WHAT YOU SEE HERE**. Make sure you set the **TO TRANSIT** orbs to a very close 0 deg 15 min. Set the **TO NATAL** to a wider 2 deg 0 min orb.



3 \*\* Now you can hit the **scan transit to transit** on the utilities menu for the hits to the Chicago angles **in your location's time local time zone** in a list form. This produce's the list you see on the AstroEcon AM intraday updates. The S&P market action comes alive once you know what you are looking at which is.

**The the planets exact position relative to the Chicago trading pits listed in your own local time as per the left side of the table below.**

**Transiting Aspects for 3/29/99**

Transits

3/29/99:00:25: Pluto conjunct Ascendant :+00°14):  
 3/29/99:00:55: Sun opposition Midheaven :-00°08):  
 3/29/99:01:03: Jupiter opposition Midheaven :-00°13):  
 3/29/99:02:29: Saturn opposition Midheaven :-00°01):  
 3/29/99:03:01: Mars conjunct Midheaven :+00°07):  
 3/29/99:03:08: Venus opposition Midheaven :-00°03):  
 3/29/99:04:03: Neptune conjunct Ascendant :+00°08):  
 3/29/99:04:38: Uranus conjunct Ascendant :+00°05):  
 3/29/99:05:00: Pluto conjunct Midheaven :+00°06):  
 3/29/99:05:38: Moon opposition Ascendant :-00°09):  
 3/29/99:06:06: Mercury conjunct Ascendant :+00°01):  
 3/29/99:06:44: Sun conjunct Ascendant :+00°11):  
 3/29/99:06:48: Jupiter conjunct Ascendant :+00°08):  
 3/29/99:07:42: Saturn conjunct Ascendant :+00°06):  
 3/29/99:08:04: Mars opposition Ascendant :-00°01):  
 3/29/99:08:09: Venus conjunct Ascendant :+00°08):  
 3/29/99:08:49: Neptune conjunct Midheaven :+00°09):  
 3/29/99:09:34: Pluto opposition Ascendant :-00°11):  
 3/29/99:09:36: Uranus conjunct Midheaven :+00°13):  
 3/29/99:11:19: Moon opposition Midheaven :-00°11):  
 3/29/99:11:52: Mercury conjunct Midheaven :+00°14):  
 3/29/99:12:55: Sun conjunct Midheaven :+00°06):  
 3/29/99:13:02: Jupiter conjunct Midheaven :+00°05):  
 3/29/99:13:35: Neptune opposition Ascendant :-00°10):  
 3/29/99:14:27: Saturn conjunct Midheaven :+00°05):  
 3/29/99:14:35: Uranus opposition Ascendant :-00°11):  
 3/29/99:14:59: Mars opposition Midheaven :-00°04):  
 3/29/99:15:08: Venus conjunct Midheaven :+00°09):  
 3/29/99:16:58: Pluto opposition Midheaven :-00°06):  
 3/29/99:17:09: Moon conjunct Ascendant :+00°07):  
 3/29/99:17:39: Mercury opposition Ascendant :-00°04):  
 3/29/99:19:07: Sun opposition Ascendant :-00°10):  
 3/29/99:19:16: Jupiter opposition Ascendant :-00°06):  
 3/29/99:20:47: Neptune opposition Midheaven :-00°10):  
 3/29/99:21:12: Saturn opposition Ascendant :-00°05):  
 3/29/99:21:34: Uranus opposition Midheaven :-00°14):  
 3/29/99:21:54: Mars conjunct Ascendant :+00°05):  
 3/29/99:22:08: Venus opposition Ascendant :-00°08):  
 3/29/99:23:41: Moon conjunct Midheaven :+00°10):  
 3/29/99:23:50: Mercury opposition Midheaven :-00°04):

**NOTE IF YOU WANT TO GO FURTHER AND INCLUDE YOUR PERSONAL TRANSITS GO BACK TO THE SETTINGS MENU.**

**HIT THE NATAL TAB.** If you know your own natal chart planetary positions fill out the form and you will be able to have **REAL TIME PERSONAL TRANSITS** on your screen at all times. There is no better way to learn astrology that watching the hands of time work on your birth chart in real time. If you use the astro clock for trading you may want to install it on two computers. One for trading and one for personal.

**NOTE FOR PERSONAL TRANSITS** You will need to go back to the aspects tab and set the **USE ASPECTS** setting to list **CONJUNCTION, SEXTILE, SQUARE, and OPPOSITION** for viewing the major aspects.

Also reset the **SHOW ASPECTS TO** setting to include Sun through Pluto transits.

**If you need your birth chart calculated or want an interpretation of what these personal transits mean I can provide that. [See this price list of AstroEcon personal charts for details](#)**

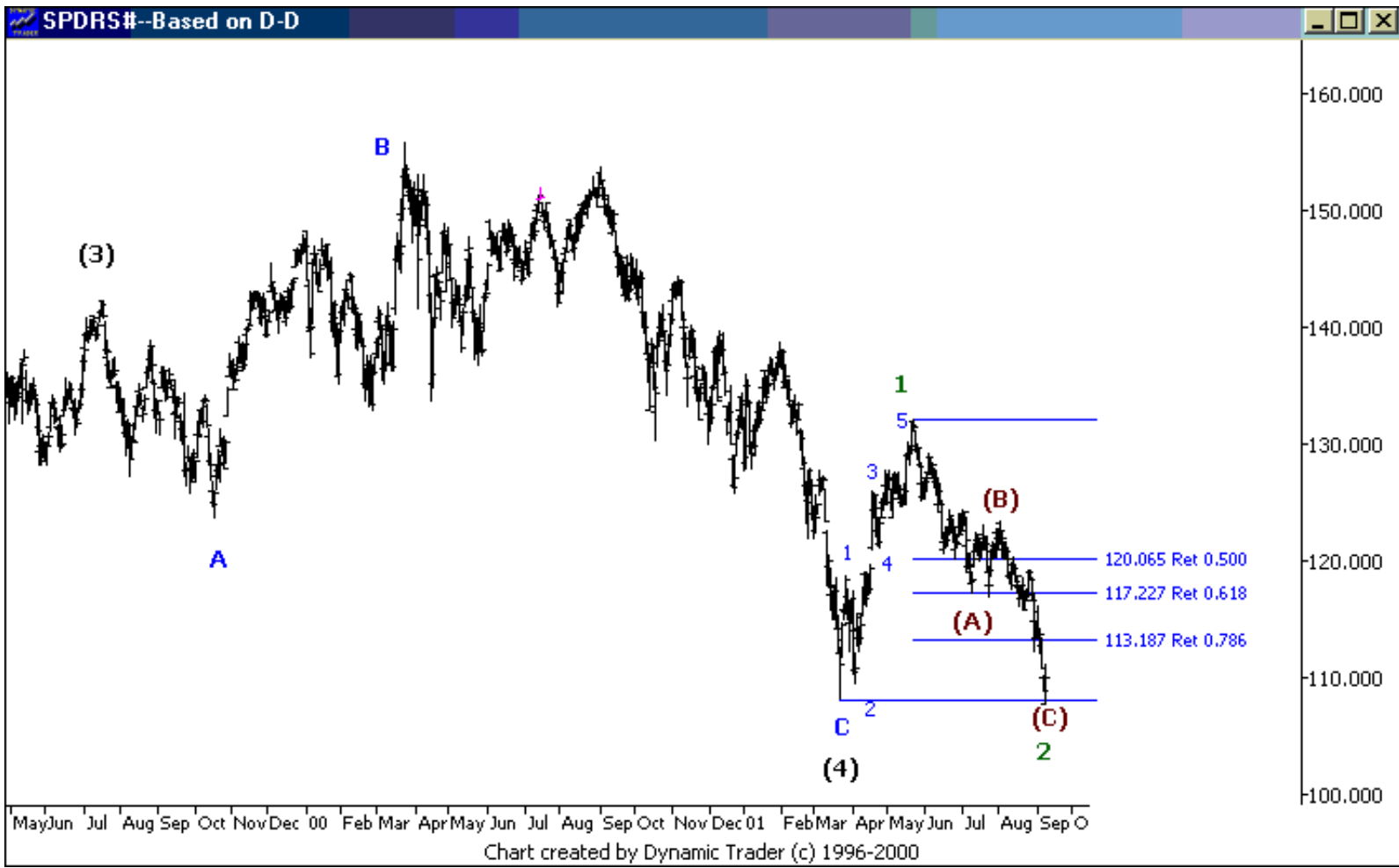


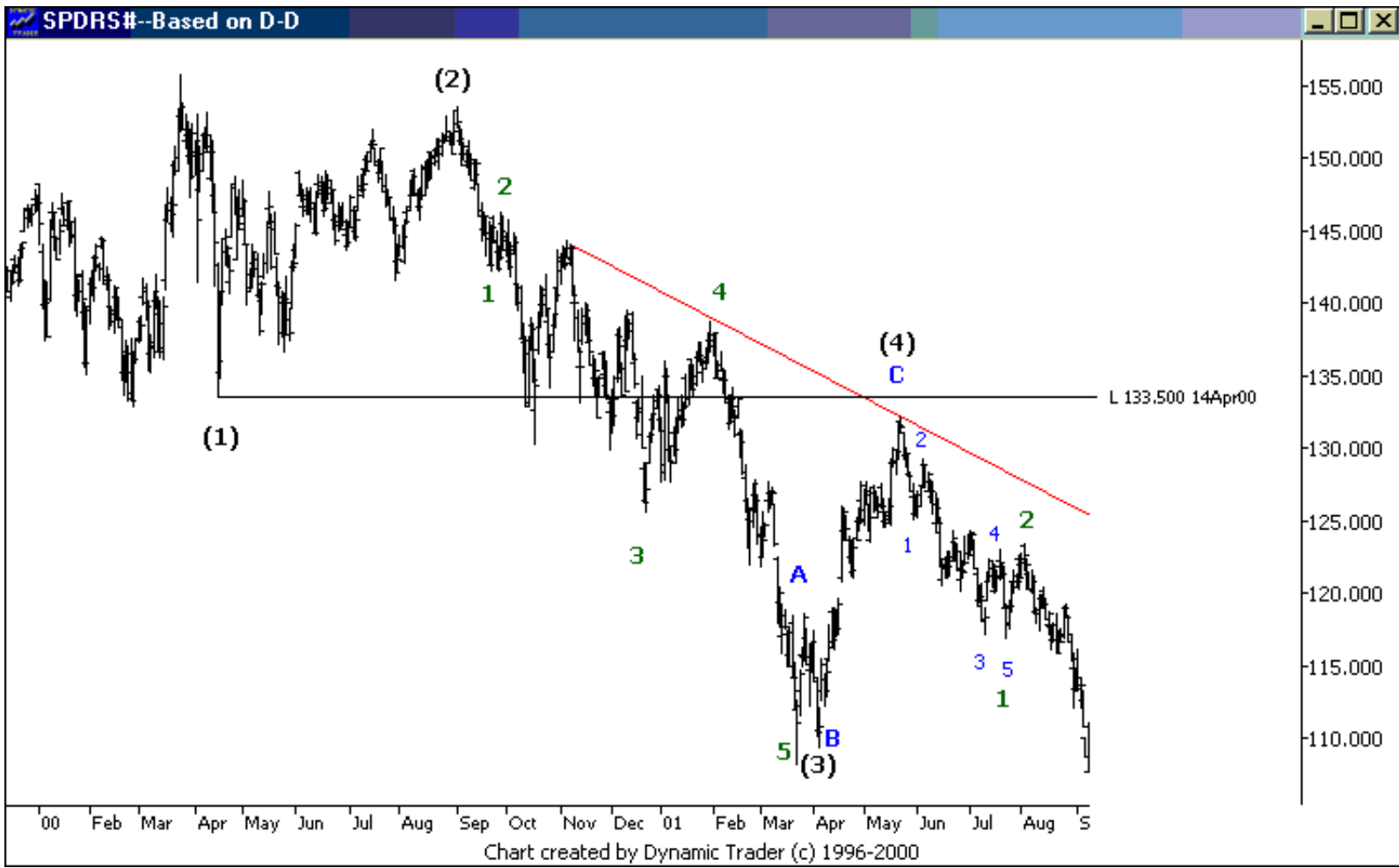
[BACK TO AstroEcon](#)

---



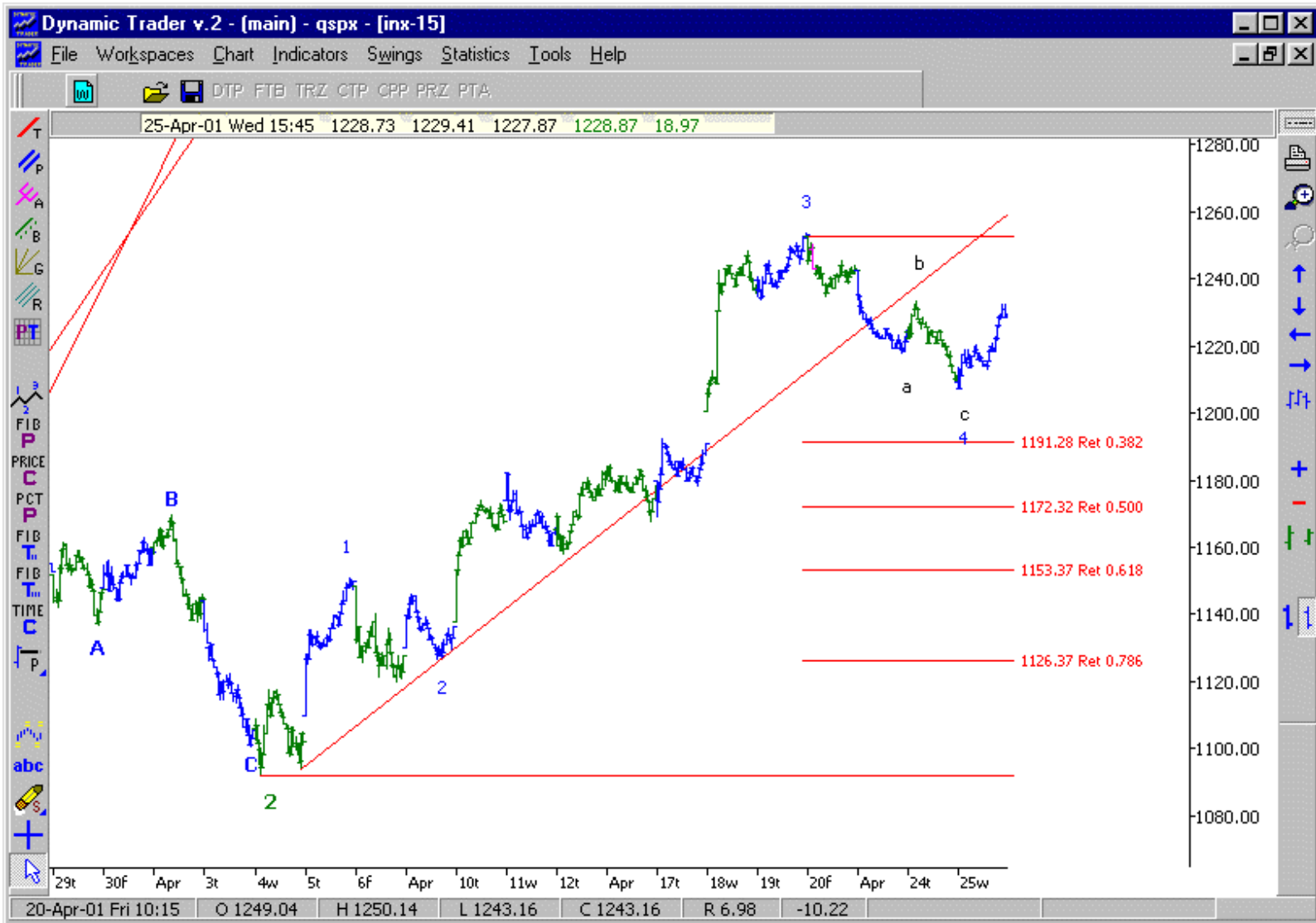


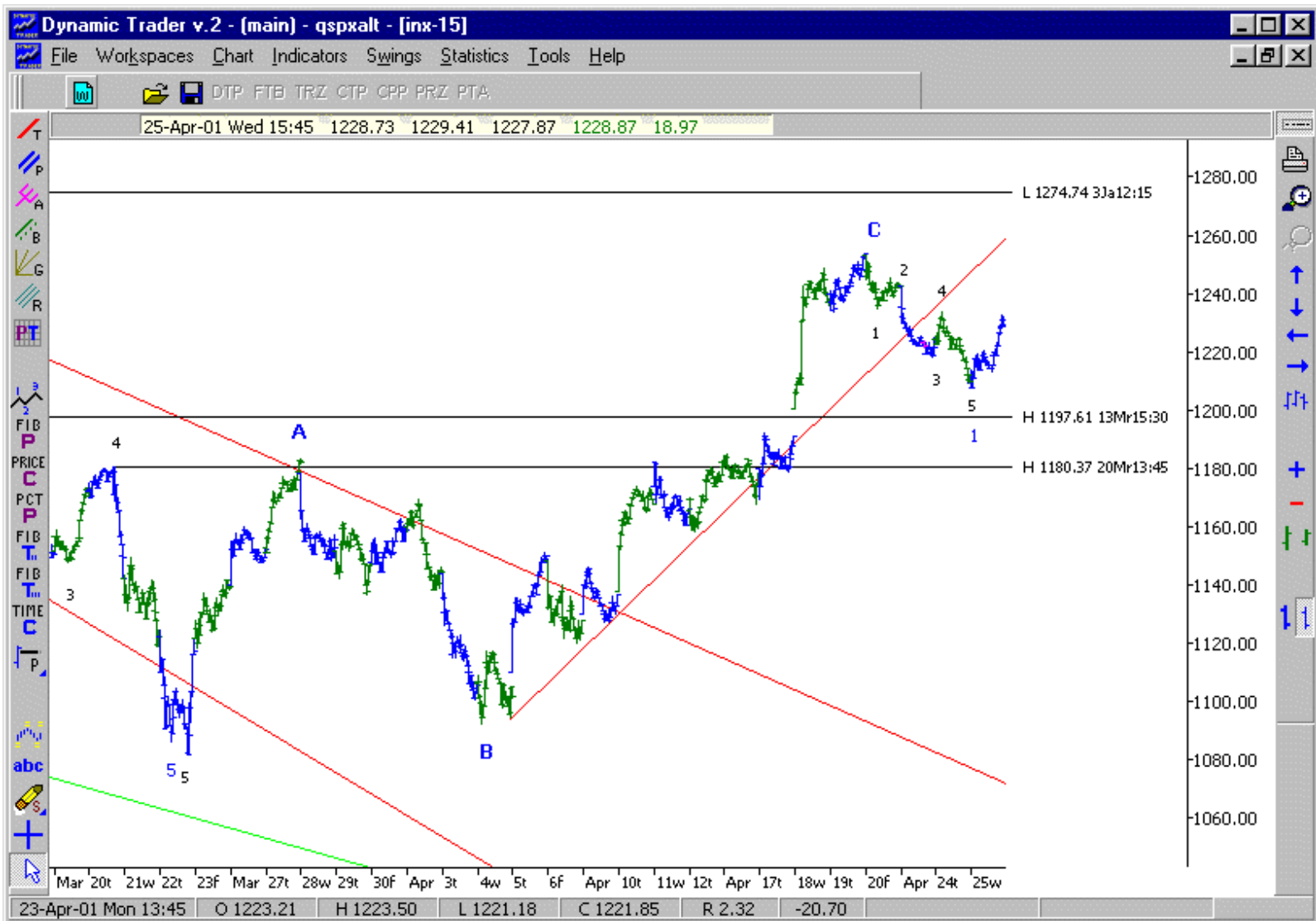


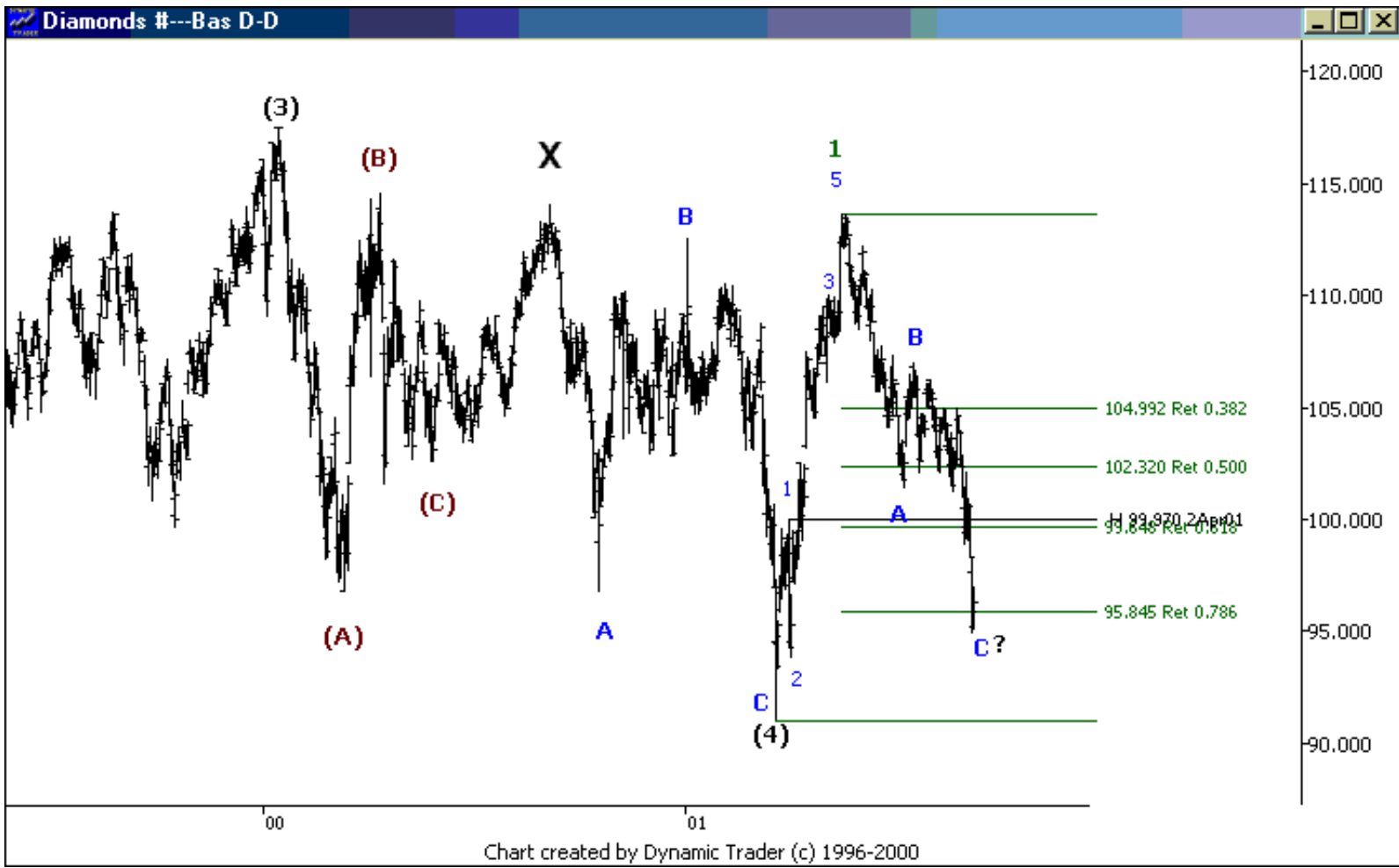






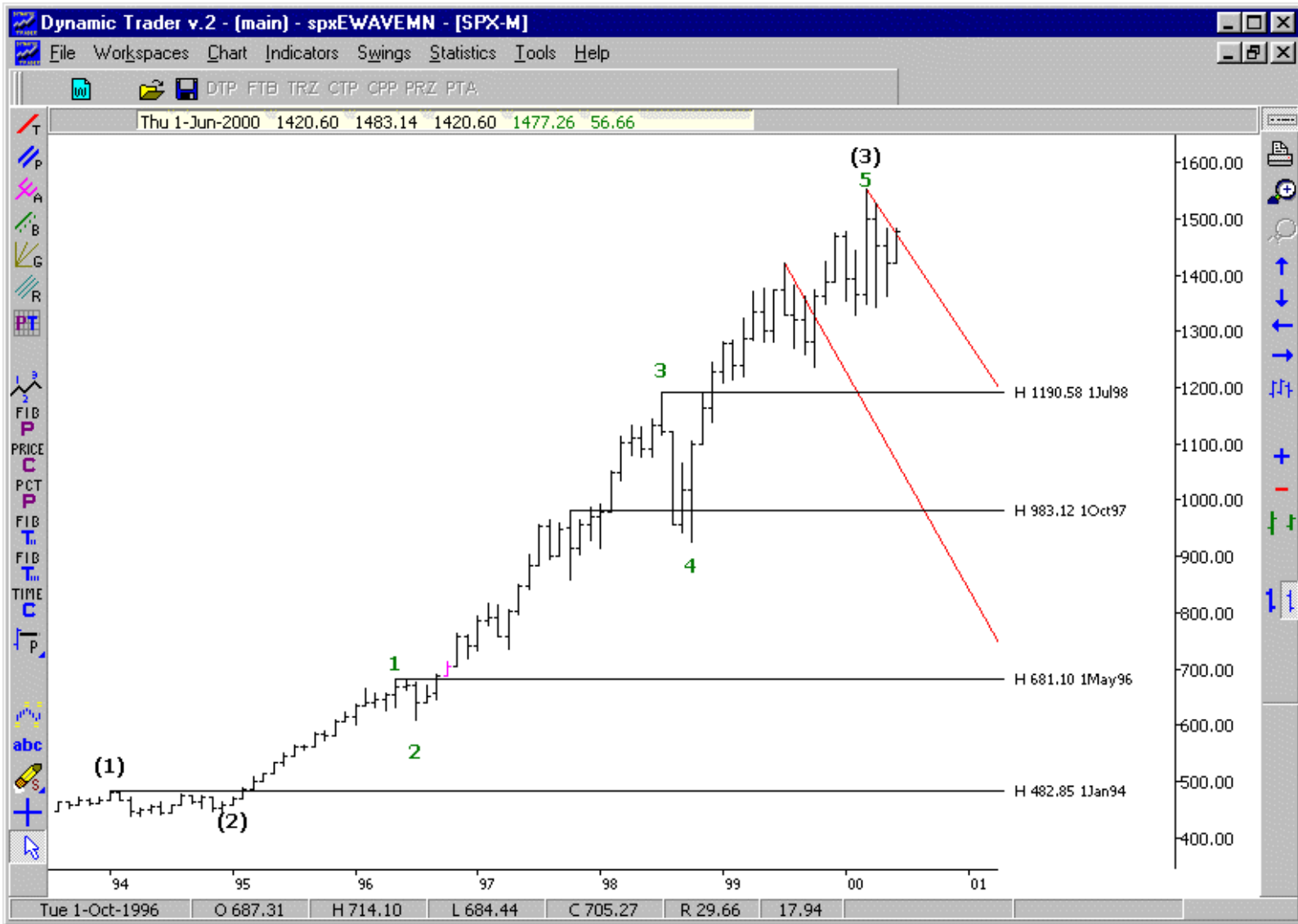


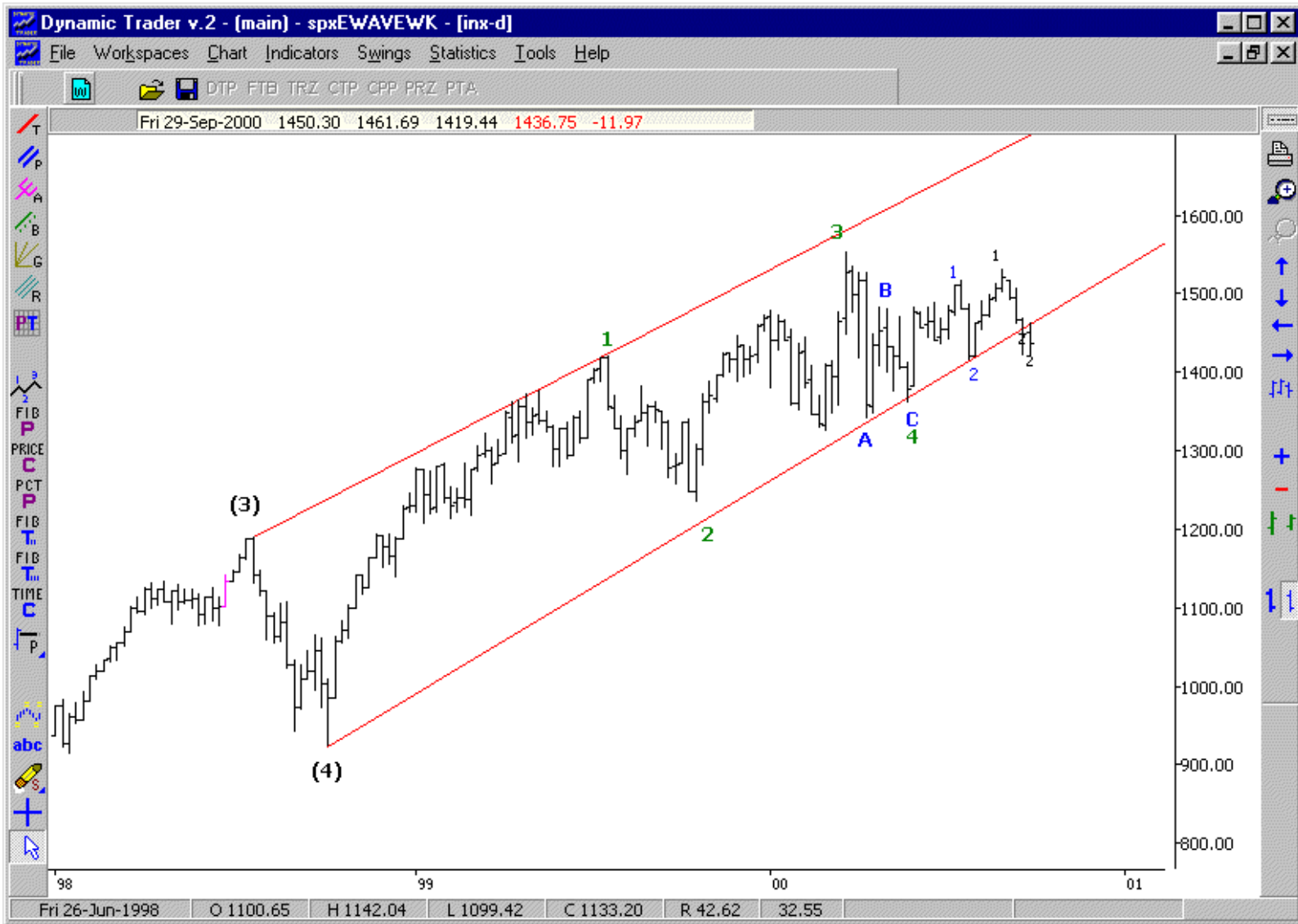






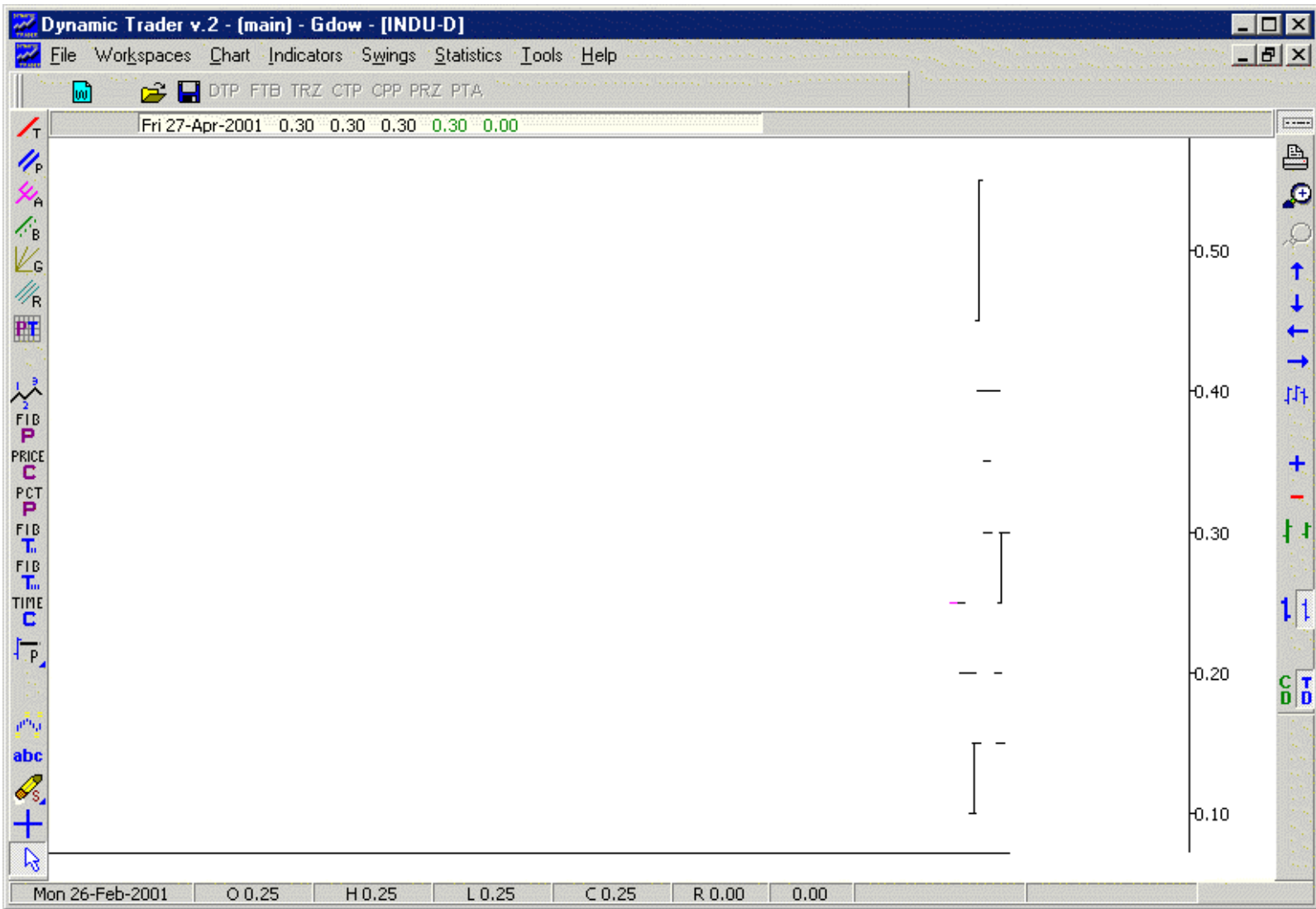


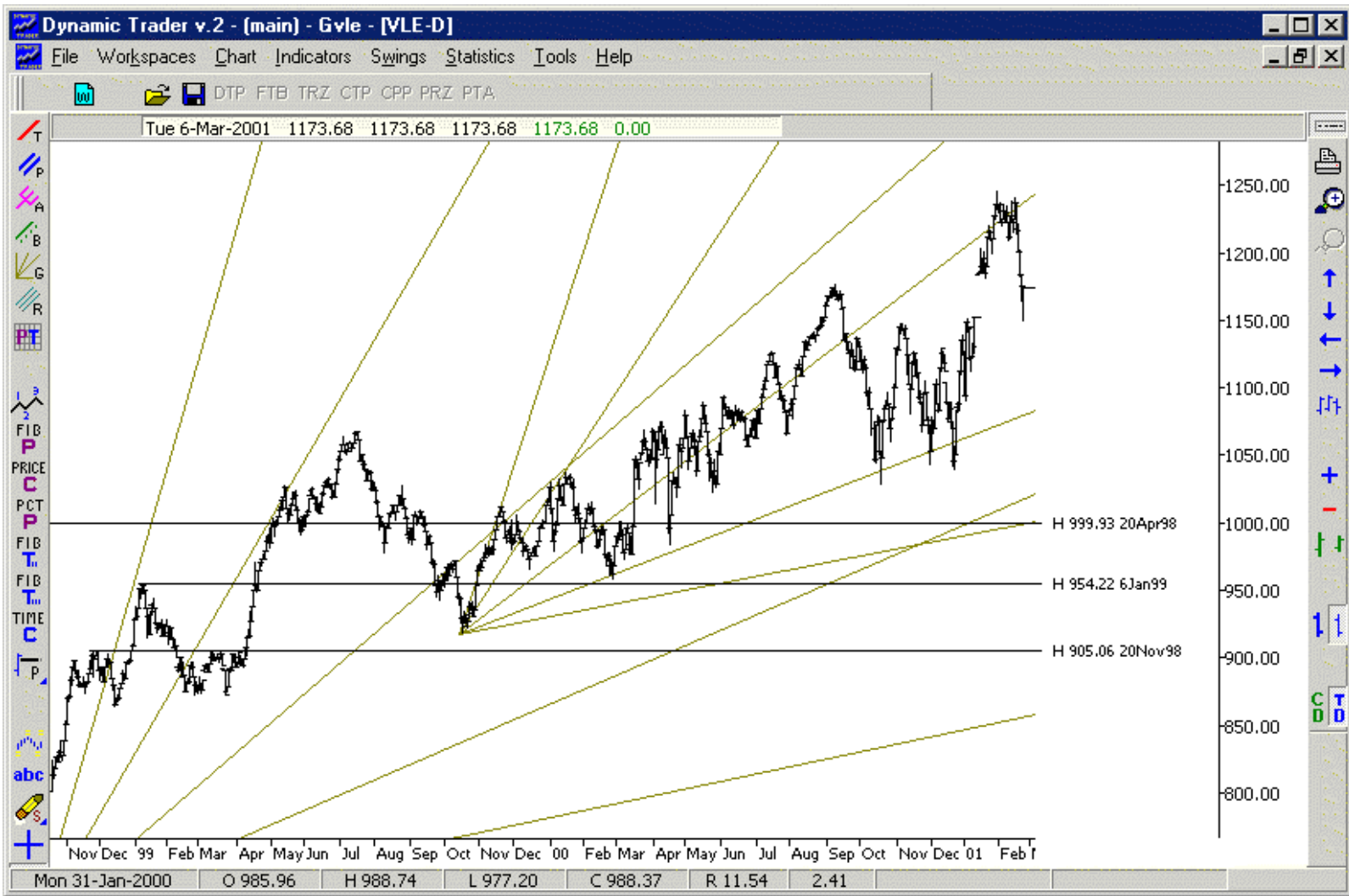










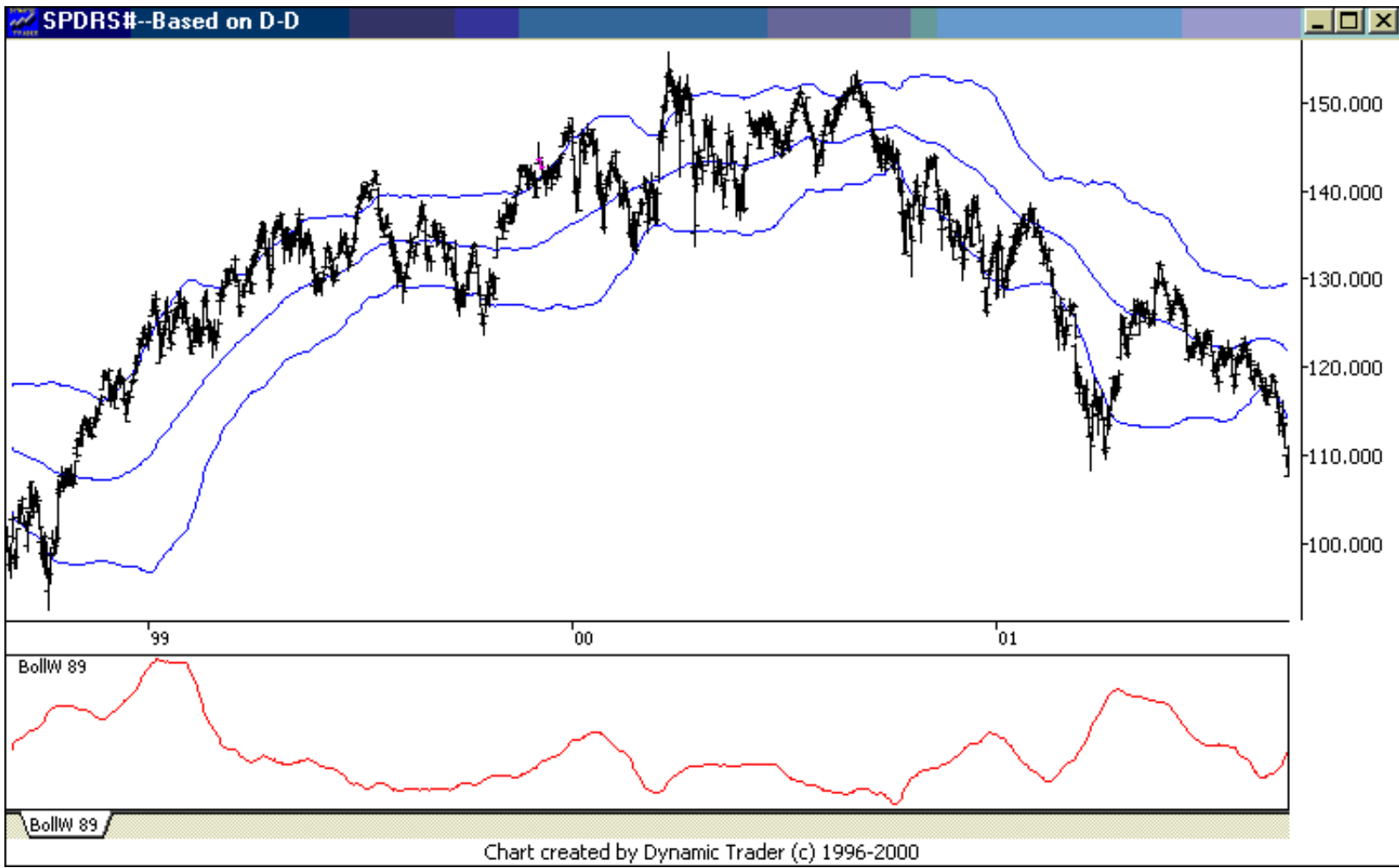




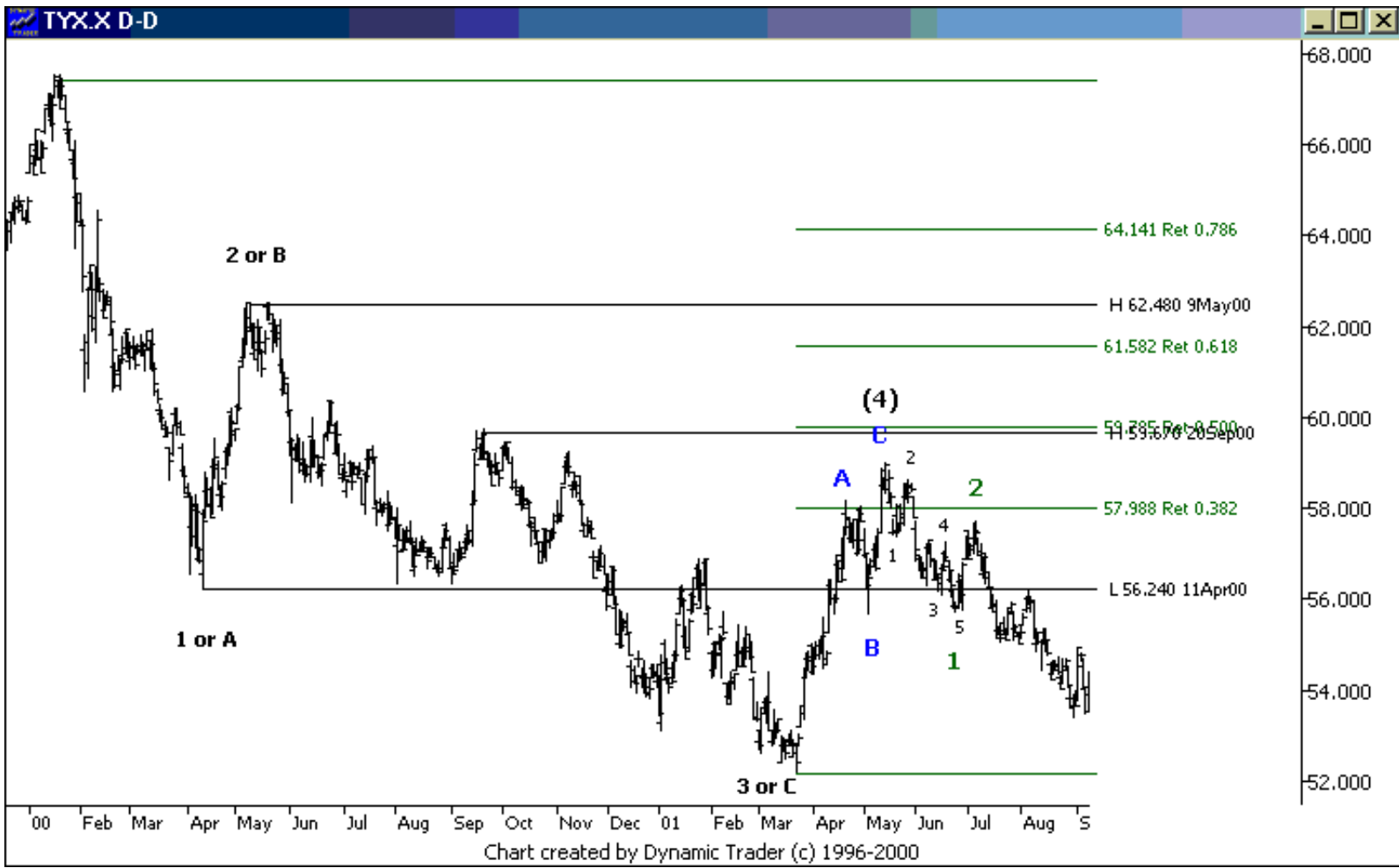




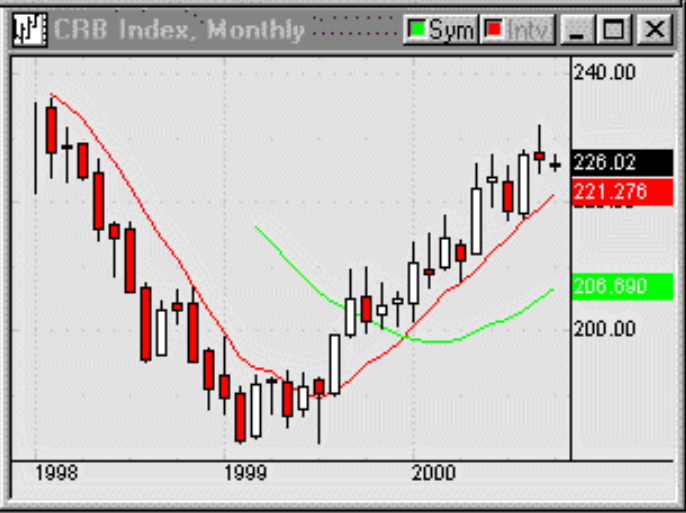












USA Constitution  
 Philadelphia, PA  
 Time Zone: 0 hours West

March 4, 1789  
 39N57'08" 75W09'51"  
 Tropical Placidus  
**NATAL CHART**

12:00 PM  
 Local Mean Time  
 Geocentric

Helio Long.	Helio Lat.	Helio Sider
☉ 14 17 37	0 N00	22 12 48
☿ 29 12 42	6 N48	7 12 54
♂ 20 12 43	2 S00	28 12 55
♀ 18 12 05	1 S51	26 12 17
♃ 28 12 47	0 N28	6 12 59
♂♂ 13 12 34	1 S58	21 12 46
♁ 3 12 21	0 N36	11 12 33
♃ 21 12 42	1 N42	29 12 54
♃ 17 12 23	8 S45	25 12 35

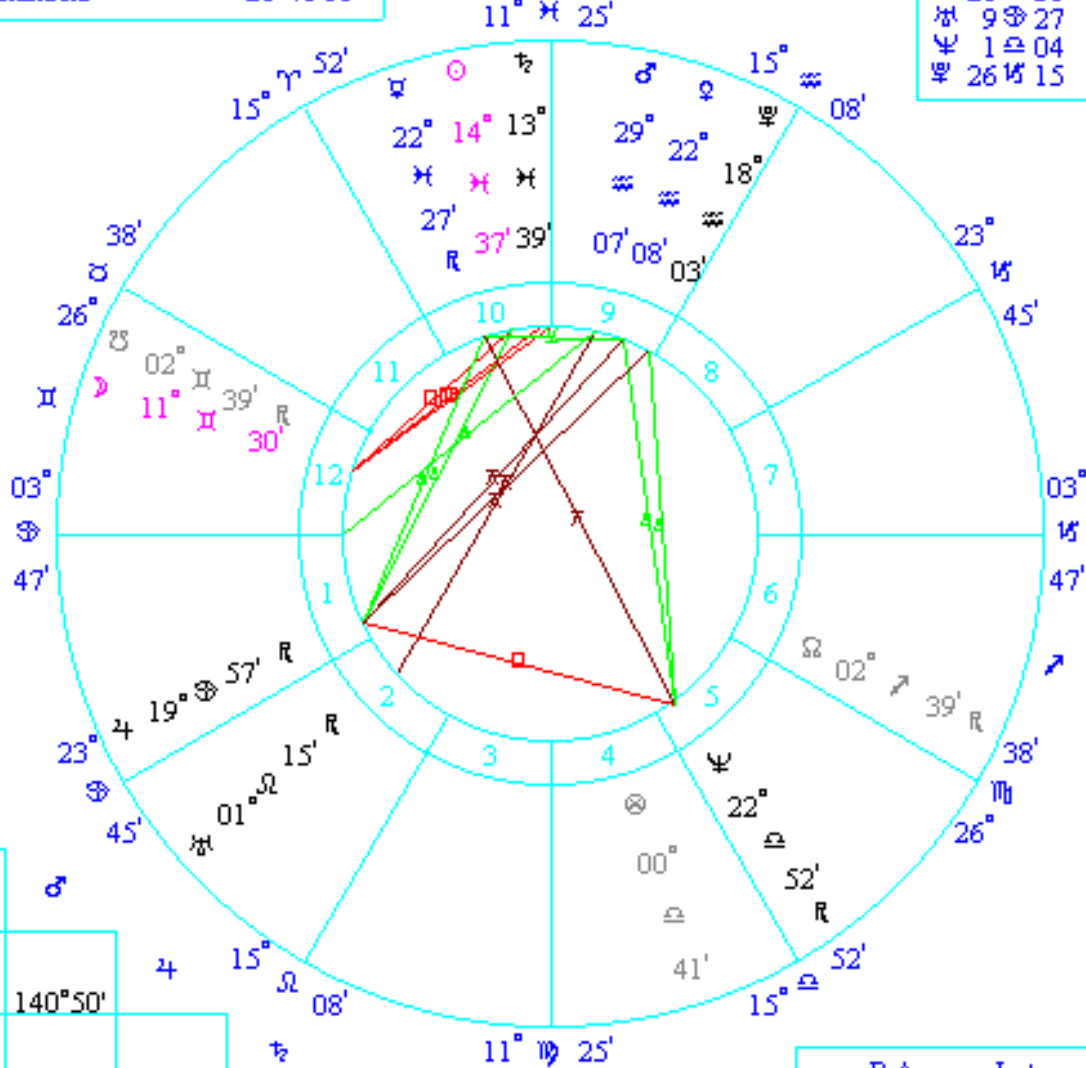
True Moon's Node	1 17 48
Part of Fortune	0 12 41
Part of Spirit	6 12 54
Vertex	22 12 02
Equatorial Asc.	14 12 12
Sidereal Time	22:51:27
G.M.T.	17:00:39
Ephem Time-GMT	0:00:17
Ayanamsha	21°48'06"

♃||♁  
 ♃||♁

♂||♂  
 ♃||♁

Sider Long.
☉ 22 12 48
☿ 19 12 42
♂ 0 12 39
♀ 0 12 20
♂ 7 12 19
♃ 28 12 09
♂♂ 21 12 51
♁ 9 12 27
♃ 1 12 04
♃ 26 12 15

Long.	Decl.	Speed
☉ 14 12 36' 33"	6 S04	1 00
☿ 11 12 30' 19"	21 N20	13 15
♂ 22 12 27 R	0 N19	-0 42
♀ 22 12 08	15 S02	1 14
♂ 29 12 07	12 S50	0 47
♃ 19 12 57 R	22 N30	-0 02
♂♂ 13 12 39	8 S04	0 07
♁ 1 12 15	20 N30	-0 02
♃ 22 12 52 R	7 S17	-0 01
♃ 18 12 03	23 S33	0 02



☉	3°06' A									
☿	7°51' A	BNov 0°57' A								
♀	1/16 0°02' S	TDec 1°22' S								
♂	15°30'	BSep 0°28' A	1/16 0°50' A	♂ 6°59' A						
♃	5°21' A	Nov1 1°33' S	2°30' A	2°11' S						
♂♂	0°57' S	2°09' A	8°48' A	1/16 0°59' S						
♁	1°39' A	Sept 1°41' S	ONov 0°53' S	2°08' A						
♃	2°18' A	BQnt 141°44'	0°25' S	0°44' A						
♃	26°34'	5/16 0°57' S	Decl 1°36' S	♂ 4°05' S						
♁	0°54' A	BSep 101°58'	TDec 1°48' A	BNov 0°31' A						
♂	1°11' S	TDec 109°11'	1/16 0°13' A	BSep 1°31' A						
♁	3°11' A	0°05' A	11°02'	19°17'						
♁	3°11'	90°05'		12°18'						
♁	2°14' A			128°32'						
♁	2°14' A			139°50'						
♁	0°52' S			138°33'						
♁	0°08' S			98°46'						
♁	0°08' S			112°22'						

R.A.	Lat.
☉ 15 12 50	0 N00
☿ 10 12 05	0 S51
♂ 21 12 39	3 N37
♀ 24 12 49	0 S57
♂ 1 12 39	1 S06
♃ 21 12 41	0 N31
♂♂ 15 12 38	1 S47
♁ 3 12 38	0 N37
♃ 21 12 49	1 N45
♃ 23 12 21	8 S33

MC	3°11' A 3°11'	0°05' A 90°05'	11°02'	19°17'	12°18'	128°32'	2°14' A 2°14'	139°50'	138°33'	0°52' S 23°22'	98°46'	0°08' S 112°22'
	☉	☽	♃	♄	♅	♆	♇	♈	♉	♊	♋	♌

ASTROECON

<http://www.astroecon.com> email [rhutt@astroecon.com](mailto:rhutt@astroecon.com) Phone: 610-277-3753